

Circuito de Madrid Jarama - RACE

HISTORIC ENDURANCE

QUALIFYING

Resultados Provisionales



Circuito de Madrid Jarama-RACE 3.850 m.

Cls	Nº	Entrant/Team	Driver 1	Driver 2	Vehicle	Cat	Cls	Laps	Best	Time	Gap	Interval	Km/h
1	84	Calvin Motors	Max Huber		Shelby Cobra	H-1971	1	10	9	1:47.560			128.8
2	60	Aurora Motorsport	Pedro Bastos Rezende		Porsche 911 3.0 RS	H-1976	1	18	14	1:49.202	1.642	1.642	126.9
3	227	Foguete Racing	Carlos Barbot	Filipe Vieira de Campos	Merlyn MK4	GTP & S	1	19	5	1:50.852	3.292	1.650	125.0
4	169	HY Racing	Olivier Muytjens	Brice Pineau	Porsche 911 3.0 RS	H-1976	2	19	18	1:50.898	3.338	0.046	124.9
5	7	Skualo Competicion	Jordi Puig	Paulo Lima	Ford GT 40	GTP & S	2	16	12	1:51.560	4.000	0.662	124.2
6	273	JAC Motors Team	Laurent Jaspers		Jaguar E-Type	H-1965	1	14	13	1:51.781	4.221	0.221	123.9
7	99	Aurora Motorsport	Manuel Moura Teixeira	Fernando Laranjo	Porsche 911 3.0 RS	INV *	1	17	6	1:54.090	6.530	2.309	121.4
8	213	Shelby Mustang GT 350R Team	Ernesto Silva Vieira	André Castro Pinheiro	Shelby Mustang GT350	H-1965	2	19	17	1:55.795	8.235	1.705	119.6
9	337	Garagem João Gomes	Piero dal Maso	Guilherme dal Maso	Porsche 911 2.5 ST	H-1971	2	16	16	1:57.488	9.928	1.693	117.9
10	14	Centro Clássico	João Mira Gomes	Nuno Afoito	Lotus Seven	GTP & S	3	9	2	1:57.617	10.057	0.129	117.8
11	366	Calvin Motors	Guillaume Huber		Ford Mustang	H-1965	3	12	11	1:58.006	10.446	0.389	117.4
12	132	Curated Garage	Gerardo Garcia	Jose Antonio Zorrilla	Porsche 911 3.0 RS	H-1976	3	17	7	1:58.297	10.737	0.291	117.1
13	27	Garagem João Gomes	Lucas Gonzalez-Anleo	Jorge Lopez Atienza	Porsche 914/6	H-1971	3	16	7	1:58.548	10.988	0.251	116.9
14	29	Garagem João Gomes	Eduardo Reis		Porsche 911 2.7 RS	H-1976	4	12	10	1:58.918	11.358	0.370	116.5
15	28	Curated Garage	P-A Forsvall		Lotus Elan	H-1965	4	17	12	1:59.024	11.464	0.106	116.4
16	151	Clasicos Madrid	Carlos de Miguel		Elva MK7	GTP & S	4	7	6	1:59.202	11.642	0.178	116.2
17	20	RP Motorsport / Squadra	Carlos Dias Pedro	Rafael Cerveira Pinto	Alfa Romeo GT Am	H-1971	4	19	16	1:59.695	12.135	0.493	115.7
18	174	Aurora Motorsport	António Castro Ortega	Jesus Escribano	Porsche 911 2.5 ST	H-1971	5	14	13	1:59.737	12.177	0.042	115.7
19	17	Scuderia Rey	Mathias Rey	Stephane Rey	Crossle 7S	GTP & S	5	6	5	2:00.660	13.100	0.923	114.8
20	71	Calvin Motors	Ralf Huber		Chevrolet Corvette C3	H-1971	6	7	6	2:00.758	13.198	0.098	114.7
21	58	Katal Motor Sport	Javier Basagoiti	Manuel Capelo	Porsche 911 2.5 ST	H-1971	7	19	18	2:01.251	13.691	0.493	114.3
22	6	RP Motorsport	Filipe Carvalho	António Carmona	Ford Escort MK2 RS2000	H-1976	5	18	18	2:01.891	14.331	0.640	113.7
23	61	RP Motorsport	Rui Garcia		Fiat 124 Sport Coupé	H-1971	8	10	9	2:02.536	14.976	0.645	113.1
24	51	RP Motorsport	Jorge Santos	Alcides Petiz	Alfa Romeo GT Am	H-1971	9	13	12	2:02.643	15.083	0.107	113.0
25	103	RP Motorsport	Luis Sousa Ribeiro		Ford Cortina Lotus	GDS	1	13	7	2:03.691	16.131	1.048	112.0
26	327	Garagem João Gomes	Nuno Nunes		Porsche 911 SWB	GDS	2	12	10	2:04.162	16.602	0.471	111.6
27	205	Garagem João Gomes	Ralf Schnitzler		Datsun 240Z	H-1976	6	16	13	2:04.880	17.320	0.718	110.9
28	44	AECD	Francisco Serrano		Mini Cooper	GDS	3	13	12	2:07.614	20.054	2.734	108.6
29	12	RP Motorsport	François Guerin	Alexandre Almeida	Lotus Elan +2	H-1971	10	13	11	2:08.572	21.012	0.958	107.7
30	161	Curated Garage	Timothy Mahapatra		Jaguar E-Type SLW	H-1965	5	18	18	2:10.877	23.317	2.305	105.9
31	25	Aurora Motorsport	António Torres da Silva	Álvaro Rodriguez	Porsche 911 SWB	GDS	4	7	6	2:13.164	25.604	2.287	104.0
32	158	Martin Aubert	Martin Aubert	Pedro Moriyon	Lotus Elite	GDS	5	12	5	2:15.977	28.417	2.813	101.9
33	64	Curated Garage	José Rueda Ortiz	Pablo Rueda Muñoz	Ford Capri 2600 RS	H-1971	11	17	13	2:22.946	35.386	6.969	96.9

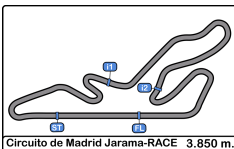
Published at:.....

Track Temp: 43.8 °C Air Temp: 22.5 °C Humidity: 50 % Track Status: SECA

Race Director:

Timekeeper:





Circuito de Madrid Jarama - RACE
HISTORIC ENDURANCE
QUALIFYING
Resultados Provisionales



*** PENALTIES**

Removed three bests laps time - Stewards Dec. 7 - art 14.1a.1 RIHE

Removed three bests laps time - Stewards Dec. 6 - art 14.1a.1 RIHE

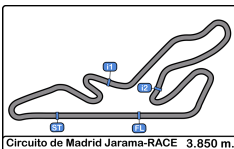
Published at:.....

Track Temp: **43.8 °C** Air Temp: **22.5 °C** Humidity: **50 %** Track Status: **SECA**

Race Director:

Timekeeper:





Circuito de Madrid Jarama - RACE
HISTORIC ENDURANCE
QUALIFYING
Resultados Provisionales por Categoría



H-1971

Cls	Nº	Entrant/Team	Driver 1	Driver 2	Vehicle	Cat	Cls	Laps	Best	Time	Gap	Interval	Km/h
1	84	Calvin Motors	Max Huber		Shelby Cobra	H-1971	1	10	9	1:47.560			128.8
2	337	Garagem João Gomes	Piero dal Maso	Guilherme dal Maso	Porsche 911 2.5 ST	H-1971	2	16	16	1:57.488	9.928	9.928	117.9
3	27	Garagem João Gomes	Lucas Gonzalez-Anleo	Jorge Lopez Atienza	Porsche 914/6	H-1971	3	16	7	1:58.548	10.988	1.060	116.9
4	20	RP Motorsport / Squadra	Carlos Dias Pedro	Rafael Cerveira Pinto	Alfa Romeo GT Am	H-1971	4	19	16	1:59.695	12.135	1.147	115.7
5	174	Aurora Motorsport	António Castro Ortega	Jesus Escribano	Porsche 911 2.5 ST	H-1971	5	14	13	1:59.737	12.177	0.042	115.7
6	71	Calvin Motors	Ralf Huber		Chevrolet Corvette C3	H-1971	6	7	6	2:00.758	13.198	1.021	114.7
7	58	Katal Motor Sport	Javier Basagoiti	Manuel Capelo	Porsche 911 2.5 ST	H-1971	7	19	18	2:01.251	13.691	0.493	114.3
8	61	RP Motorsport	Rui Garcia		Fiat 124 Sport Coupé	H-1971	8	10	9	2:02.536	14.976	1.285	113.1
9	51	RP Motorsport	Jorge Santos	Alcides Petiz	Alfa Romeo GT Am	H-1971	9	13	12	2:02.643	15.083	0.107	113.0
10	12	RP Motorsport	François Guerin	Alexandre Almeida	Lotus Elan +2	H-1971	10	13	11	2:08.572	21.012	5.929	107.7
11	64	Curated Garage	José Rueda Ortiz	Pablo Rueda Muñoz	Ford Capri 2600 RS	H-1971	11	17	13	2:22.946	35.386	14.374	96.9

H-1976

Cls	Nº	Entrant/Team	Driver 1	Driver 2	Vehicle	Cat	Cls	Laps	Best	Time	Gap	Interval	Km/h
1	60	Aurora Motorsport	Pedro Bastos Rezende		Porsche 911 3.0 RS	H-1976	1	18	14	1:49.202			126.9
2	169	HY Racing	Olivier Muytjens	Brice Pineau	Porsche 911 3.0 RS	H-1976	2	19	18	1:50.898	1.696	1.696	124.9
3	132	Curated Garage	Gerardo Garcia	Jose Antonio Zorrilla	Porsche 911 3.0 RS	H-1976	3	17	7	1:58.297	9.095	7.399	117.1
4	29	Garagem João Gomes	Eduardo Reis		Porsche 911 2.7 RS	H-1976	4	12	10	1:58.918	9.716	0.621	116.5
5	6	RP Motorsport	Filipe Carvalho	António Carmona	Ford Escort MK2 RS2000	H-1976	5	18	18	2:01.891	12.689	2.973	113.7
6	205	Garagem João Gomes	Ralf Schnitzler		Datsun 240Z	H-1976	6	16	13	2:04.880	15.678	2.989	110.9


GTP & SC

Cls	Nº	Entrant/Team	Driver 1	Driver 2	Vehicle	Cat	Cls	Laps	Best	Time	Gap	Interval	Km/h
1	227	Foguete Racing	Carlos Barbot	Filipe Vieira de Campos	Merlyn MK4	GTP & S	1	19	5	1:50.852			125.0
2	7	Skualo Competicion	Jordi Puig	Paulo Lima	Ford GT 40	GTP & S	2	16	12	1:51.560	0.708	0.708	124.2
3	14	Centro Clássico	João Mira Gomes	Nuno Afoito	Lotus Seven	GTP & S	3	9	2	1:57.617	6.765	6.057	117.8
4	151	Clasicos Madrid	Carlos de Miguel		Elva MK7	GTP & S	4	7	6	1:59.202	8.350	1.585	116.2
5	17	Scuderia Rey	Mathias Rey	Stephane Rey	Crossle 7S	GTP & S	5	6	5	2:00.660	9.808	1.458	114.8

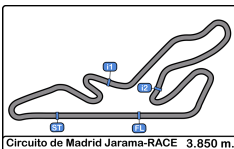
H-1965

Cls	Nº	Entrant/Team	Driver 1	Driver 2	Vehicle	Cat	Cls	Laps	Best	Time	Gap	Interval	Km/h
1	273	JAC Motors Team	Laurent Jaspers		Jaguar E-Type	H-1965	1	14	13	1:51.781			123.9
2	213	Shelby Mustang GT 350R Team	Ernesto Silva Vieira	André Castro Pinheiro	Shelby Mustang GT350	H-1965	2	19	17	1:55.795	4.014	4.014	119.6

Published at:..... Track Temp: 43.8 °C Air Temp: 22.5 °C Humidity: 50 % Track Status: SECA

Race Director: _____ Timekeeper: 





Circuito de Madrid Jarama - RACE
HISTORIC ENDURANCE
QUALIFYING
Resultados Provisionales por Categoría



H-1965													
Cls	Nº	Entrant/Team	Driver 1	Driver 2	Vehicle	Cat	Cls	Laps	Best	Time	Gap	Interval	Km/h
3	366	Calvin Motors	Guillaume Huber		Ford Mustang	H-1965	3	12	11	1:58.006	6.225	2.211	117.4
4	28	Curated Garage	P-A Forsvall		Lotus Elan	H-1965	4	17	12	1:59.024	7.243	1.018	116.4
5	161	Curated Garage	Timothy Mahapatra		Jaguar E-Type SLW	H-1965	5	18	18	2:10.877	19.096	11.853	105.9

INV *													
Cls	Nº	Entrant/Team	Driver 1	Driver 2	Vehicle	Cat	Cls	Laps	Best	Time	Gap	Interval	Km/h
1	99	Aurora Motorsport	Manuel Moura Teixeira	Fernando Laranjo	Porsche 911 3.0 RS	INV *	1	17	6	1:54.090			121.4

GDS													
Cls	Nº	Entrant/Team	Driver 1	Driver 2	Vehicle	Cat	Cls	Laps	Best	Time	Gap	Interval	Km/h
1	103	RP Motorsport	Luis Sousa Ribeiro		Ford Cortina Lotus	GDS	1	13	7	2:03.691			112.0
2	327	Garagem João Gomes	Nuno Nunes		Porsche 911 SWB	GDS	2	12	10	2:04.162	0.471	0.471	111.6
3	44	AECD	Francisco Serrano		Mini Cooper	GDS	3	13	12	2:07.614	3.923	3.452	108.6
4	25	Aurora Motorsport	António Torres da Silva	Álvaro Rodriguez	Porsche 911 SWB	GDS	4	7	6	2:13.164	9.473	5.550	104.0
5	158	Martin Aubert	Martin Aubert	Pedro Moriyon	Lotus Elite	GDS	5	12	5	2:15.977	12.286	2.813	101.9

*** PENALTIES**

Removed three bests laps time - Stewards Dec. 7 - art 14.1a.1 RIHE

Removed three bests laps time - Stewards Dec. 6 - art 14.1a.1 RIHE

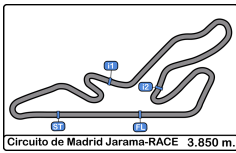
Published at:.....

Track Temp: 43.8 °C Air Temp: 22.5 °C Humidity: 50 % Track Status: SECA

Race Director:

Timekeeper:





Circuito de Madrid Jarama - RACE

HISTORIC ENDURANCE

QUALIFYING

Tiempos Por Vuelta



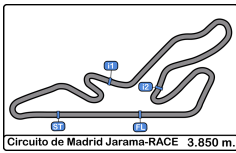
6 Filipe Carvalho Ford Escort MK2 RS2000 **12** François Guerin Lotus Elan +2
 H-1976 António Carmona RP Motorsport H-1971 Alexandre Almeida RP Motorsport

Lap	D	Time	Sector 1	Sector 2	Sector 3	T. Spd	Elapsed	Lap	D	Time	Sector 1	Sector 2	Sector 3	T. Spd	Elapsed
1		11:53:47.690	11:52:11.816	55.203	40.671	74.4	11:53:47.690	1		11:54:44.300	11:53:16.422	48.493	39.385	92.8	11:54:44.300
2		2:19.634	52.817	47.816	39.001	163.8	11:56:07.324	2		2:28.908 P	50.586	44.251	54.071	150.6	11:57:13.208
3		2:52.434 P	55.768	58.328	58.338	170.8	11:58:59.758	3		6:08.630	4:45.990	45.319	37.321	85.2	12:03:21.838
4		4:27.982	3:02.826	46.902	38.254	83.8	12:03:27.740	4		2:09.942	48.202	45.422	36.318	185.2	12:05:31.780
5		2:15.896	50.678	47.200	38.018	172.5	12:05:43.636	5		2:09.690	49.004	43.955	36.731	183.3	12:07:41.470
6		2:27.288 P	49.630	47.736	49.922	171.9	12:08:10.924	6		2:58.741 P	53.613	1:00.428	1:04.700	180.0	12:10:40.211
7		4:04.718	2:40.043	47.025	37.650	75.5	12:12:15.642	7		3:41.812	2:19.440	44.462	37.910	95.4	12:14:22.023
8		2:12.618	50.082	45.721	36.815	168.4	12:14:28.260	8		2:14.345	50.277	46.822	37.246	154.7	12:16:36.368
9		2:11.292	50.728	44.122	36.442	154.9	12:16:39.552	9		2:21.700	50.236	51.734	39.730	165.1	12:18:58.068
10		2:07.075	48.042	43.105	35.928	179.1	12:18:46.627	10		2:09.584	48.698	44.693	36.193	174.7	12:21:07.652
11		2:07.898	48.028	44.276	35.594	172.2	12:20:54.525	11		2:08.572	48.518	43.920	36.134	184.6	12:23:16.224
12		2:05.040	47.276	42.667	35.097	182.4	12:22:59.565	12		2:18.001 P	48.159	44.231	45.611	192.5	12:25:34.225
13		2:05.321	47.983	42.235	35.103	182.4	12:25:04.886	13		5:10.894 P	2:49.349	1:16.026	1:05.519	44.1	12:30:45.119
14		2:07.986	47.078	42.207	38.701	181.2	12:27:12.872	14 João Mira Gomes Lotus Seven							
15		2:03.691	46.900	42.275	34.516	182.4	12:29:16.563	GTP & SC Nuno Afoito Centro Clássico							
16		2:04.094	46.853	42.439	34.802	185.5	12:31:20.657	Lap	D	Time	Sector 1	Sector 2	Sector 3	T. Spd	Elapsed
17		2:02.086	46.517	41.327	34.242	183.9	12:33:22.743	1		11:53:37.707	11:52:20.774	43.302	33.631	86.4	11:53:37.707
18		2:01.891	46.645	40.992	34.254	183.9	12:35:24.634	2		1:57.617	46.542	38.747	32.328	171.4	11:55:35.324
19		46.602	44.387		187.5			3		2:20.760 P	45.547	43.966	51.247	176.4	11:57:56.084
								4		6:02.485 P	4:39.820	42.429	40.236	83.8	12:03:58.569
								5		3:34.184	2:18.726	41.056	34.402	88.2	12:07:32.753
								6		2:01.075	46.748	40.165	34.162	176.4	12:09:33.828
								7		2:04.486	47.585	42.451	34.450	175.8	12:11:38.314
								8		2:58.201 P	46.432	1:05.442	1:06.327	190.8	12:14:36.515
								9		2:14.671	20:32.493	39.559	34.619	98.8	12:36:23.186
								10			53.553	44.153		129.4	

7 Jordi Puig Ford GT 40
 GTP & SC Paulo Lima Skualo Competicion

Lap	D	Time	Sector 1	Sector 2	Sector 3	T. Spd	Elapsed	Lap	D	Time	Sector 1	Sector 2	Sector 3	T. Spd	Elapsed
1		11:53:27.521	11:52:14.501	41.811	31.209	86.8	11:53:27.521	11		1:56.109	48.301	37.138	30.670	147.3	12:21:41.033
2		4:49.243	42.322	35.869	30.022	201.1	11:55:15.734	12		1:51.560	42.908	37.816	30.836	186.5	12:23:32.593
3		2:17.311 P	41.557	36.829	58.925	196.3	11:57:33.045	13		1:52.428	42.993	37.825	31.610	184.6	12:25:25.021
4		6:33.079	5:10.370	48.185	34.524	75.4	12:04:06.124	14		1:55.575	43.502	40.385	31.688	171.4	12:27:20.596
5		1:51.585	41.010	38.709	31.866	218.1	12:05:57.709	15		4:51.464	42.784	37.380	31.300	188.4	12:29:12.060
6		1:52.200	42.362	37.727	32.111	180.9	12:07:49.909	16		2:00.205 P	42.237	36.989	40.979	190.8	12:31:12.265
7		4:49.567	41.598	37.641	30.328	198.5	12:09:39.476	17 Mathias Rey Crossle 7S							
8		1:55.752	41.826	43.034	30.892	213.4	12:11:35.228	GTP & SC Stephane Rey Scuderia Rey							
9		1:56.191 P	41.133	36.145	38.913	206.1	12:13:31.419	Lap	D	Time	Sector 1	Sector 2	Sector 3	T. Spd	Elapsed
10		6:13.505	5:01.822	39.800	31.883	82.3	12:19:44.924	1		11:53:40.089	11:52:17.163	47.576	35.350	87.3	11:53:40.089
11		1:56.109	48.301	37.138	30.670	147.3	12:21:41.033	2		2:02.431	47.291	41.662	33.478	193.8	11:55:42.520
12		1:51.560	42.908	37.816	30.836	186.5	12:23:32.593	3		2:38.194 P	46.491	54.735	56.968	161.4	11:58:20.714
13		1:52.428	42.993	37.825	31.610	184.6	12:25:25.021	4		5:03.313	3:46.724	42.650	33.939	91.5	12:03:24.027
14		1:55.575	43.502	40.385	31.688	171.4	12:27:20.596	5		2:00.660	46.811	40.116	33.733	171.1	12:05:24.687
15		4:51.464	42.784	37.380	31.300	188.4	12:29:12.060	6		2:14.682 P	45.574	39.612	49.496	162.1	12:07:39.369
16		2:00.205 P	42.237	36.989	40.979	190.8	12:31:12.265								





Circuito de Madrid Jarama - RACE

HISTORIC ENDURANCE

QUALIFYING

Tiempos Por Vuelta



20

Carlos Dias Pedro

Alfa Romeo GT Am

28

P-A Forsvall

Lotus Elan

H-1971

Rafael Cerveira Pinto

RP Motorsport / Squadra

H-1965

Curated Garage

Lap	D	Time	Sector 1	Sector 2	Sector 3	T. Spd	Elapsed	Lap	D	Time	Sector 1	Sector 2	Sector 3	T. Spd	Elapsed
1		11:54:33.538	11:53:07.599	48.740	37.199	74.4	11:54:33.538	1		11:53:47.648	11:52:20.591	47.105	39.952	86.8	11:53:47.648
2		2:10.206	50.433	43.773	36.000	167.7	11:56:43.744	2		2:04.885	47.736	42.698	34.451	164.6	11:55:52.533
3		3:06.414 P	1:02.739	1:00.476	1:03.199	102.3	11:59:50.158	3		2:36.615 P	46.858	52.161	57.596	183.0	11:58:29.148
4		4:06.521	2:43.065	46.522	36.934	91.4	12:03:56.679	4		5:35.630	4:17.403	43.826	34.401	92.9	12:04:04.778
5		2:08.314	49.309	43.897	35.108	165.3	12:06:04.993	5		2:01.803	46.408	41.562	33.833	189.1	12:06:06.581
6		2:10.623	49.895	45.510	35.218	179.7	12:08:15.616	6		2:05.545	48.625	41.995	34.925	177.6	12:08:12.126
7		2:06.827	49.531	41.946	35.350	164.3	12:10:22.443	7		2:05.093	47.339	41.231	36.523	152.1	12:10:17.219
8		2:07.617	48.279	43.482	35.856	180.3	12:12:30.060	8		2:01.960	46.535	41.559	33.866	173.3	12:12:19.179
9		2:05.104	48.055	42.256	34.793	177.0	12:14:35.164	9		2:03.473	46.773	42.373	34.327	161.9	12:14:22.652
10		2:17.549 P	48.936	42.065	46.548	173.3	12:16:52.713	10		1:59.691	45.729	40.706	33.256	176.7	12:16:22.343
11		3:35.079	2:20.338	40.824	33.917	82.8	12:20:27.792	11		2:01.442	46.205	41.594	33.643	172.5	12:18:23.785
12		1:59.860	45.943	40.138	33.779	183.6	12:22:27.652	12		1:59.024	45.485	40.455	33.084	187.1	12:20:22.809
13		2:01.700	46.865	41.042	33.793	184.3	12:24:29.352	13		2:08.750 P	45.511	40.603	42.636	182.4	12:22:31.559
14		2:00.447	46.481	40.283	33.683	184.6	12:26:29.799	14		4:15.313	2:59.265	42.179	33.869	99.2	12:26:46.872
15		2:00.398	46.108	40.098	34.192	183.0	12:28:30.197	15		2:01.577	46.061	41.417	34.099	181.2	12:28:48.449
16		1:59.695	46.052	39.941	33.702	190.1	12:30:29.892	16		2:01.179	45.813	41.481	33.885	180.9	12:30:49.628
17		2:00.040	45.906	40.358	33.776	177.3	12:32:29.932	17		2:16.088 P	45.709	40.912	49.467	181.5	12:33:05.716
18		2:00.352	45.774	40.227	34.351	186.5	12:34:30.284	29 Eduardo Reis Porsche 911 2.7 RS H-1976 Garagem João Gomes							
19		1:59.935	46.229	40.077	33.629	185.5	12:36:30.219								
20		52.425	45.575		134.3										

25

António Torres da Silva

Porsche 911 SWB

GDS

Álvaro Rodriguez

Aurora Motorsport

Lap	D	Time	Sector 1	Sector 2	Sector 3	T. Spd	Elapsed	Lap	D	Time	Sector 1	Sector 2	Sector 3	T. Spd	Elapsed
1		11:56:36.717 P	11:54:34.034	1:05.664	57.019	46.1	11:56:36.717	1		11:54:43.676	11:53:11.540	52.308	39.828	72.6	11:54:43.676
2		7:57.136	6:27.640	44.489	45.007	65.1	12:04:33.853	2		2:32.327 P	52.805	44.711	54.811	158.5	11:57:16.003
3		2:35.941 P	51.763	56.937	47.241	161.1	12:07:09.794	3		6:27.696	5:09.326	43.089	35.281	94.0	12:03:43.699
4		6:52.648 P	4:57.033	1:01.645	53.970	68.6	12:14:02.442	4		2:03.734	46.701	41.584	35.449	199.2	12:05:47.433
5		13:51.115	12:29.415	45.131	36.569	73.0	12:27:53.557	5		2:08.413	48.381	43.891	36.141	167.9	12:07:55.846
6		2:13.164	49.656	45.940	37.568	162.6	12:30:06.721	6		2:06.348	48.350	43.482	34.516	165.6	12:10:02.194
7		2:27.004 P	51.228	48.591	47.185	149.3	12:32:33.725	7		2:01.575	46.637	40.769	34.169	199.2	12:12:03.769
27 Lucas Gonzalez-Anleo Porsche 914/6 H-1971 Jorge Lopez Atienza Garagem João Gomes								8		2:01.862	46.404	41.268	34.190	187.1	12:14:05.631
								9		2:01.421	45.636	41.412	34.373	194.5	12:16:07.052
44 Francisco Serrano Mini Cooper GDS AECD								10		1:58.918	45.378	40.112	33.428	200.7	12:18:05.970
								11		2:28.193 P	51.506	49.396	47.291	165.8	12:20:34.163
44 Francisco Serrano Mini Cooper GDS AECD								12		4:01.889 P	2:34.121	42.840	44.928	85.7	12:24:36.052

27

Lucas Gonzalez-Anleo

Porsche 914/6

H-1971

Jorge Lopez Atienza

Garagem João Gomes

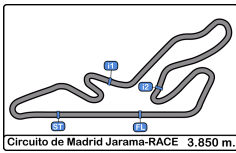
44

Francisco Serrano

Mini Cooper

Lap	D	Time	Sector 1	Sector 2	Sector 3	T. Spd	Elapsed	Lap	D	Time	Sector 1	Sector 2	Sector 3	T. Spd	Elapsed
1		11:53:07.632	11:51:53.556	40.399	33.677	83.1	11:53:07.632	1		11:53:28.308	11:52:04.791	44.869	38.648	72.6	11:53:28.308
2		1:59.962	45.890	40.426	33.646	188.1	11:55:07.594	2		2:12.391	50.952	44.421	37.018	153.6	11:55:40.699
3		2:18.028 P	45.622	40.250	52.156	190.4	11:57:25.622	3		2:46.664 P	50.360	58.930	57.374	167.7	11:58:27.363
4		6:02.509	4:47.519	40.824	34.166	95.6	12:03:28.131	4		6:02.616	4:41.151	43.784	37.681	60.5	12:04:29.979
5		1:59.081	45.707	40.275	33.099	186.2	12:05:27.212	5		2:10.578	50.429	44.013	36.136	168.7	12:06:40.557
6		1:58.851	45.209	40.124	33.518	189.8	12:07:26.063	6		2:09.101	49.375	43.543	36.183	168.2	12:08:49.658
7		1:58.548	45.569	39.805	33.174	183.9	12:09:24.611	7		2:11.108	49.972	44.657	36.479	157.6	12:11:00.766
8		2:10.753 P	49.174	41.521	40.058	163.6	12:11:35.364	8		2:08.209	49.154	43.472	35.583	167.4	12:13:08.975
9		3:55.083	2:31.269	45.910	37.904	82.5	12:15:30.447	9		2:28.725 P	49.233	49.965	49.527	167.7	12:15:37.700
10		2:27.004	53.887	49.363	43.754	160.0	12:17:57.451	10		4:28.371	3:01.833	50.040	36.498	80.6	12:20:06.071
11		2:29.390 P	54.175	46.709	48.506	163.3	12:20:26.841	11		2:07.967	49.287	43.092	35.588	167.7	12:22:14.038
12		4:47.549	3:26.985	44.292	36.272	93.9	12:25:14.390	12		2:07.614	49.268	42.865	35.481	168.4	12:24:21.652
13		2:13.080	49.855	46.737	36.488	171.1	12:27:27.470	13		2:41.821 P	56.203	53.679	51.939	136.0	12:27:03.473
14		2:10.397	49.943	44.327	36.127	176.7	12:29:37.867								
15		2:22.810 P	50.404	45.401	47.005	179.1	12:32:00.677								
16		4:53.680	3:39.414	40.882	33.384	90.8	12:36:54.357								
17			49.182	49.498		185.2									





Circuito de Madrid Jarama - RACE
HISTORIC ENDURANCE
QUALIFYING
Tiempos Por Vuelta



51 Jorge Santos Alfa Romeo GT Am **60** Pedro Bastos Rezende Porsche 911 3.0 RS
 H-1971 Alcides Petiz RP Motorsport H-1976 Aurora Motorsport

Lap	D	Time	Sector 1	Sector 2	Sector 3	T. Spd	Elapsed	Lap	D	Time	Sector 1	Sector 2	Sector 3	T. Spd	Elapsed
1		11:53:54.673	11:52:37.732	42.732	34.209	74.8	11:53:54.673	1		11:53:37.526	11:52:19.865	43.639	34.022	96.0	11:53:37.526
2		2:01.804	47.114	40.861	33.829	172.5	11:55:56.477	2		1:56.013	46.174	38.392	31.447	175.6	11:55:33.539
3		2:45.712 P	1:00.025	45.869	59.818	180.0	11:58:42.189	3		2:05.657 P	42.051	36.690	46.916	210.9	11:57:39.196
4		5:04.850	3:46.421	43.588	34.841	93.3	12:03:47.039	4		6:38.351	5:26.972	39.670	31.709	67.7	12:04:17.547
5		2:01.039	46.330	40.720	33.989	181.8	12:05:48.078	5		1:52.598	42.468	38.555	31.575	211.7	12:06:10.145
6		2:21.089	51.983	52.268	36.838	169.2	12:08:09.167	6		1:52.477	42.556	38.173	31.748	213.0	12:08:02.622
7		2:00.643	46.344	40.646	33.653	178.8	12:10:09.810	7		2:05.030 P	42.620	39.135	43.275	212.5	12:10:07.652
8		2:26.389 P	51.721	49.803	44.865	159.7	12:12:36.199	8		4:02.108	2:49.903	40.194	32.011	77.8	12:14:09.760
9		6:15.188	4:56.977	42.839	35.372	81.0	12:18:51.387	9		1:50.985	42.091	37.868	31.026	213.4	12:16:00.745
10		2:08.499	50.031	42.136	36.332	169.5	12:20:59.886	10		1:50.509	42.193	36.980	31.336	193.5	12:17:51.254
11		2:03.345	47.889	41.073	34.383	161.1	12:23:03.231	11		1:55.119	45.123	38.980	31.016	208.4	12:19:46.373
12		2:02.643	47.560	40.863	34.220	161.6	12:25:05.874	12		1:50.395	42.652	36.841	30.902	189.8	12:21:36.768
13		2:25.620 P	47.045	40.655	57.920	174.1	12:27:31.494	13		2:33.427	53.943	1:06.105	33.379	187.8	12:24:10.195

58 Javier Basagoiti Porsche 911 2.5 ST
 H-1971 Manuel Capelo Katal Motor Sport

Lap	D	Time	Sector 1	Sector 2	Sector 3	T. Spd	Elapsed
1		11:53:39.102	11:52:12.692	49.329	37.081	73.8	11:53:39.102
2		2:10.304	50.703	43.723	35.878	155.8	11:55:49.406
3		2:46.361 P	49.059	55.752	1:01.550	163.6	11:58:35.767
4		5:12.829	3:52.154	43.331	37.344	89.8	12:03:48.596
5		2:09.236	48.997	43.350	36.889	163.6	12:05:57.832
6		2:08.470	48.342	44.222	35.906	153.6	12:08:06.302
7		2:07.777	48.207	44.002	35.568	166.6	12:10:14.079
8		2:07.988	48.362	44.516	35.110	159.0	12:12:22.067
9		2:06.445	47.889	43.173	35.383	168.4	12:14:28.512
10		2:19.846 P	49.457	43.385	47.004	153.8	12:16:48.358
11		3:55.905	2:37.991	42.892	35.022	87.9	12:20:44.263
12		2:04.148	47.762	41.659	34.727	144.5	12:22:48.411
13		2:03.102	47.562	41.222	34.318	161.6	12:24:51.513
14		2:02.752	47.193	41.160	34.399	173.6	12:26:54.265
15		2:02.722	47.059	41.399	34.264	174.1	12:28:56.987
16		2:01.991	46.959	41.037	33.995	180.0	12:30:58.978
17		2:02.536	47.357	41.108	34.071	155.6	12:33:01.514
18		2:01.251	46.724	40.507	34.020	185.2	12:35:02.765
19		2:01.852	46.883	40.743	34.226	166.1	12:37:04.617
20			3:07.354	40.688		135.3	

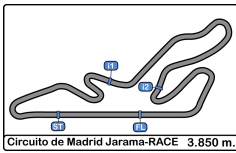
61 Rui Garcia Fiat 124 Sport Coupé
 H-1971 RP Motorsport

Lap	D	Time	Sector 1	Sector 2	Sector 3	T. Spd	Elapsed
1		11:54:11.951	11:52:50.390	46.491	35.070	85.3	11:54:11.951
2		2:04.711	47.516	42.253	34.942	176.7	11:56:16.662
3		2:57.011 P	54.880	59.835	1:02.296	167.7	11:59:13.673
4		4:17.158	3:00.145	42.543	34.470	82.2	12:03:30.831
5		2:07.663	47.978	45.199	34.486	181.2	12:05:38.494
6		2:03.921	47.075	42.046	34.800	174.1	12:07:42.415
7		2:04.427	47.302	42.537	34.588	183.9	12:09:46.842
8		2:03.932	46.923	42.723	34.286	177.6	12:11:50.774
9		2:02.536	46.564	41.619	34.353	182.1	12:13:53.310
10		2:40.143 P	52.495	54.087	53.561	170.8	12:16:33.453

64 José Rueda Ortiz Ford Capri 2600 RS
 H-1971 Pablo Rueda Muñoz Curated Garage

Lap	D	Time	Sector 1	Sector 2	Sector 3	T. Spd	Elapsed
1		11:54:03.842	11:52:30.751	51.472	41.619	70.7	11:54:03.842
2		2:28.371	56.950	50.611	40.810	136.8	11:56:32.213
3		2:51.326 P	1:06.954	50.879	53.493	84.3	11:59:23.539
4		4:25.837	2:52.158	51.146	42.533	72.4	12:03:49.376
5		2:27.854	55.742	50.344	41.768	138.2	12:06:17.230
6		2:26.745	55.937	49.903	40.905	138.4	12:08:43.975
7		2:25.648	55.234	49.689	40.725	136.7	12:11:09.623
8		2:25.452	55.281	49.754	40.417	136.8	12:13:35.075
9		2:32.936 P	54.936	49.857	48.143	138.4	12:16:08.011
10		4:12.237	2:30.674	59.247	42.316	74.2	12:20:20.248
11		2:24.683	55.599	49.342	39.742	137.5	12:22:44.931
12		2:23.112	54.332	49.049	39.731	137.9	12:25:08.043
13		2:22.946	53.936	49.391	39.619	140.2	12:27:30.989
14		2:23.771	54.025	49.856	39.890	139.5	12:29:54.760
15		2:23.004	53.855	49.278	39.871	140.4	12:32:17.764
16		2:23.087	54.093	49.088	39.906	137.0	12:34:40.851
17		2:23.948	54.659	49.607	39.682	138.6	12:37:04.799
18			1:00.653	51.210		117.9	





Circuito de Madrid Jarama - RACE

HISTORIC ENDURANCE

QUALIFYING

Tiempos Por Vuelta



71 Ralf Huber Chevrolet Corvette C3 103 Luis Sousa Ribeiro Ford Cortina Lotus

H-1971

Calvin Motors

GDS

RP Motorsport

Lap	D	Time	Sector 1	Sector 2	Sector 3	T. Spd	Elapsed	Lap	D	Time	Sector 1	Sector 2	Sector 3	T. Spd	Elapsed
1		11:54:17.183	11:52:56.128	46.015	35.040	94.8	11:54:17.183	1		11:54:49.460	11:53:20.827	49.593	39.040	75.4	11:54:49.460
2		2:06.218	48.993	44.146	33.079	141.3	11:56:23.401	2		2:33.223 P	51.480	44.250	57.493	155.1	11:57:22.683
3		2:52.870 P	55.908	54.102	1:02.860	121.7	11:59:16.271	3		6:05.097	4:43.341	45.617	36.139	86.9	12:03:27.780
4		4:37.569	3:23.051	41.108	33.410	78.4	12:03:53.840	4		2:07.093	48.758	42.903	35.432	180.0	12:05:34.873
5		2:02.668	47.380	40.690	34.598	167.4	12:05:56.508	5		2:06.911	48.229	42.037	36.645	170.8	12:07:41.784
6		2:00.758	46.456	41.300	33.002	147.9	12:07:57.266	6		2:04.224	47.499	41.787	34.938	186.2	12:09:46.008
7		2:21.004 P	49.373	45.010	46.621	151.0	12:10:18.270	7		2:03.691	47.207	41.736	34.748	171.9	12:11:49.699

84 Max Huber Shelby Cobra

H-1971

Calvin Motors

Lap	D	Time	Sector 1	Sector 2	Sector 3	T. Spd	Elapsed	Lap	D	Time	Sector 1	Sector 2	Sector 3	T. Spd	Elapsed
1		11:53:25.387	11:52:13.405	41.199	30.783	89.6	11:53:25.387	8		2:39.955 P	53.213	53.664	53.078	176.1	12:14:29.654
2		1:48.010	42.265	35.960	29.785	180.0	11:55:13.397	9		5:34.562	4:05.957	52.419	36.186	81.7	12:20:04.216
3		2:16.554 P	41.116	36.301	59.137	190.1	11:57:29.951	10		2:04.395	47.865	41.989	34.541	180.0	12:22:08.611
4		5:51.406	4:41.391	38.996	31.019	111.5	12:03:21.357	11		2:03.794	47.588	41.532	34.674	180.9	12:24:12.405
5		1:57.920 P	41.124	38.956	37.840	191.1	12:05:19.277	12		2:23.985	52.237	56.764	34.984	161.4	12:26:36.390
6		7:00.789	5:52.312	38.109	30.368	115.6	12:12:20.066	13		2:49.582 P	56.324	57.910	55.348	177.0	12:29:25.972
7		1:56.464	41.542	44.294	30.628	191.8	12:14:16.530								
8		1:48.450	41.507	36.170	30.773	191.4	12:16:04.980								
9		1:47.560	41.208	35.843	30.509	198.8	12:17:52.540								
10		1:59.503 P	44.950	37.219	37.334	177.9	12:19:52.043								

99 Manuel Moura Teixeira Porsche 911 3.0 RS

INV *

Fernando Laranjo

Aurora Motorsport

Lap	D	Time	Sector 1	Sector 2	Sector 3	T. Spd	Elapsed	Lap	D	Time	Sector 1	Sector 2	Sector 3	T. Spd	Elapsed
1		11:53:55.507	11:52:35.545	44.013	35.949	81.0	11:53:55.507	5		1:59.554	46.094	40.068	33.392	177.3	12:05:36.727
2		2:01.026	46.856	41.218	32.952	174.1	11:55:56.533	6		1:59.631	45.793	40.258	33.580	186.5	12:07:36.358
3		2:35.090 P	43.805	51.878	59.407	185.8	11:58:31.623	7		1:58.297	45.703	39.489	33.105	188.8	12:09:34.655
4		4:35.740	3:23.751	39.551	32.438	93.5	12:03:07.363	8		2:20.621 P	46.294	48.854	45.473	183.6	12:11:55.276
5		1:54.280	43.851	38.672	31.757	206.8	12:05:01.643	9		4:18.285	2:46.742	50.874	40.669	76.0	12:16:13.561
6		1:54.090	43.357	39.001	31.732	197.8	12:06:55.733	10		2:23.940	53.004	50.691	40.245	151.8	12:18:37.501
7		2:19.761 P	46.673	45.861	47.227	190.1	12:09:15.494	11		2:24.086	53.306	50.053	40.727	150.8	12:21:01.587
8		4:16.648	2:59.375	43.063	34.210	75.6	12:13:32.142	12		2:22.535	52.719	50.692	39.124	154.5	12:23:24.122
9		2:01.357	46.097	41.943	33.317	199.6	12:15:33.499	13		2:22.204	53.489	48.566	40.149	156.7	12:25:46.326
10		2:01.418	46.053	41.663	33.702	173.0	12:17:34.917	14		2:20.559	52.359	48.933	39.267	158.3	12:28:06.885
11		2:00.303	45.876	41.277	33.150	193.2	12:19:35.220	15		2:22.253	52.475	49.395	40.383	153.8	12:30:29.138
12		1:59.974	44.758	41.347	33.869	208.4	12:21:35.194	16		2:26.023	54.212	51.533	40.278	144.7	12:32:55.161
13		2:01.323	45.188	41.133	35.002	205.7	12:23:36.517	17		2:21.636	53.148	49.078	39.410	150.2	12:35:16.797
14		2:03.747	46.840	42.607	34.300	205.3	12:25:40.264	18			52.845	49.717		147.5	
15		2:03.400	47.034	42.391	33.975	187.8	12:27:43.664								
16		2:05.192	47.341	43.378	34.473	175.3	12:29:48.856								
17		2:20.919 P	49.657	42.038	49.224	176.7	12:32:09.775								

132 Gerardo Garcia Porsche 911 3.0 RS

H-1976

Jose Antonio Zorrilla

Curated Garage

Lap	D	Time	Sector 1	Sector 2	Sector 3	T. Spd	Elapsed	Lap	D	Time	Sector 1	Sector 2	Sector 3	T. Spd	Elapsed
1		11:53:59.700	11:52:37.471	45.726	36.503	78.5	11:53:59.700	1		11:53:59.700	11:52:37.471	45.726	36.503	78.5	11:53:59.700
2		2:04.437	48.221	41.764	34.452	175.6	11:56:04.137	2		2:04.437	48.221	41.764	34.452	175.6	11:56:04.137
3		2:43.616 P	49.417	56.123	58.076	180.9	11:58:47.753	3		2:43.616 P	49.417	56.123	58.076	180.9	11:58:47.753
4		4:49.420	3:32.949	42.102	34.369	88.5	12:03:37.173	4		4:49.420	3:32.949	42.102	34.369	88.5	12:03:37.173
5		1:59.554	46.094	40.068	33.392	177.3	12:05:36.727	5		1:59.554	46.094	40.068	33.392	177.3	12:05:36.727
6		1:59.631	45.793	40.258	33.580	186.5	12:07:36.358	6		1:59.631	45.793	40.258	33.580	186.5	12:07:36.358
7		1:58.297	45.703	39.489	33.105	188.8	12:09:34.655	7		1:58.297	45.703	39.489	33.105	188.8	12:09:34.655
8		2:20.621 P	46.294	48.854	45.473	183.6	12:11:55.276	8		2:20.621 P	46.294	48.854	45.473	183.6	12:11:55.276
9		4:18.285	2:46.742	50.874	40.669	76.0	12:16:13.561	9		4:18.285	2:46.742	50.874	40.669	76.0	12:16:13.561
10		2:23.940	53.004	50.691	40.245	151.8	12:18:37.501	10		2:23.940	53.004	50.691	40.245	151.8	12:18:37.501
11		2:24.086	53.306	50.053	40.727	150.8	12:21:01.587	11		2:24.086	53.306	50.053	40.727	150.8	12:21:01.587
12		2:22.535	52.719	50.692	39.124	154.5	12:23:24.122	12		2:22.535	52.719	50.692	39.124	154.5	12:23:24.122
13		2:22.204	53.489	48.566	40.149	156.7	12:25:46.326	13		2:22.204	53.489	48.566	40.149	156.7	12:25:46.326
14		2:20.559	52.359	48.933	39.267	158.3	12:28:06.885	14		2:20.559	52.359	48.933	39.267	158.3	12:28:06.885
15		2:22.253	52.475	49.395	40.383	153.8	12:30:29.138	15		2:22.253	52.475	49.395	40.383	153.8	12:30:29.138
16		2:26.023	54.212	51.533	40.278	144.7	12:32:55.161	16		2:26.023	54.212	51.533	40.278	144.7	12:32:55.161
17		2:21.636	53.148	49.078	39.410	150.2	12:35:16.797	17		2:21.636	53.148	49.078	39.410	150.2	12:35:16.797
18			52.845	49.717		147.5		18			52.845	49.717		147.5	

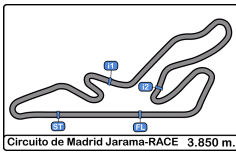
151 Carlos de Miguel Elva MK7

GTP & SC

Clasicos Madrid

Lap	D	Time	Sector 1	Sector 2	Sector 3	T. Spd	Elapsed	Lap	D	Time	Sector 1	Sector 2	Sector 3	T. Spd	Elapsed
1		11:53:33.133	11:52:13.215	45.628	34.290	97.2	11:53:33.133	1		11:53:33.133	11:52:13.215	45.628	34.290	97.2	11:53:33.133
2		2:00.114	46.186	40.707	33.221	171.9	11:55:33.247	2		2:00.114	46.186	40.707	33.221	171.9	11:55:33.247
3		2:15.677 P	46.324	40.765	48.588	161.6	11:57:48.924	3		2:15.677 P	46.324	40.765	48.588	161.6	11:57:48.924
4		6:22.335	5:02.798	43.226	36.311	93.9	12:04:11.259	4		6:22.335	5:02.798	43.226	36.311	93.9	12:04:11.259
5		2:00.527	45.968	41.068	33.491	188.1	12:06:11.786	5		2:00.527	45.968	41.068	33.491	188.1	12:06:11.786
6		1:59.202	45.615	40.774	32.813	168.2	12:08:10.988	6		1:59.202	45.615	40.774	32.813	168.2	12:08:10.988
7		2:31.853 P	52.778	47.421	51.654	146.3	12:10:42.841	7		2:31.853 P	52.778	47.421	51.654	146.3	12:10:42.841





Circuito de Madrid Jarama - RACE

HISTORIC ENDURANCE

QUALIFYING

Tiempos Por Vuelta



158

Martin Aubert

GDS

Pedro Moriyon

Lotus Elite

169

Martin Aubert

H-1976

Olivier Muytjens

Brice Pineau

Porsche 911 3.0 RS

HY Racing

Lap	D	Time	Sector 1	Sector 2	Sector 3	T. Spd	Elapsed	Lap	D	Time	Sector 1	Sector 2	Sector 3	T. Spd	Elapsed
1		11:54:32.542	11:53:01.258	51.054	40.230	79.1	11:54:32.542	1		11:53:09.611	11:51:56.955	39.606	33.050	77.6	11:53:09.611
2		2:34.164 P	54.132	48.517	51.515	141.9	11:57:06.706	2		1:56.168	44.937	39.107	32.124	204.9	11:55:05.779
3		7:21.528	5:54.062	47.745	39.721	82.0	12:04:28.234	3		2:22.169 P	44.074	38.554	59.541	214.2	11:57:27.948
4		2:19.213	53.091	47.740	38.382	162.1	12:06:47.447	4		5:57.747	4:42.902	39.828	35.017	81.8	12:03:25.695
5		2:15.977	52.297	45.841	37.839	157.8	12:09:03.424	5		1:57.736	45.228	40.292	32.216	212.5	12:05:23.431
6		2:26.687 P	51.397	46.198	49.092	162.1	12:11:30.111	6		1:53.861	43.829	38.015	32.017	213.4	12:07:17.292
7		4:48.650	3:15.273	52.608	40.769	66.6	12:16:18.761	7		2:02.637 P	44.219	37.920	40.498	209.3	12:09:19.929
8		2:25.493	56.898	49.363	39.232	133.4	12:18:44.254	8		3:18.846	2:02.198	43.947	32.701	99.3	12:12:38.775
9		2:23.313	55.038	49.034	39.241	148.1	12:21:07.567	9		1:52.377	43.215	37.368	31.794	200.7	12:14:31.152
10		2:21.120	54.803	47.591	38.726	137.0	12:23:28.687	10		1:55.859	45.432	38.412	32.015	197.8	12:16:27.011
11		2:21.999	54.903	47.715	39.381	153.6	12:25:50.686	11		1:53.941	43.680	38.208	32.053	211.7	12:18:20.952
12		2:54.308 P	56.622	54.716	1:02.970	144.3	12:28:44.994	12		1:51.453	42.664	37.347	31.442	198.8	12:20:12.405

161

Timothy Mahapatra

H-1965

Jaguar E-Type SLW

Curated Garage

Lap	D	Time	Sector 1	Sector 2	Sector 3	T. Spd	Elapsed
1		11:54:03.201	11:52:41.193	45.284	36.724	85.4	11:54:03.201
2		2:11.759	49.375	46.309	36.075	159.2	11:56:14.960
3		2:52.485 P	53.021	59.105	1:00.359	160.0	11:59:07.445
4		5:25.614	4:02.195	46.211	37.208	62.9	12:04:33.059
5		2:11.707	49.874	45.606	36.227	164.1	12:06:44.766
6		2:12.660	50.507	45.995	36.158	159.2	12:08:57.426
7		2:12.124	49.898	45.363	36.863	157.8	12:11:09.550
8		2:13.154	50.140	46.347	36.667	157.2	12:13:22.704
9		2:16.427	51.603	46.485	38.339	152.1	12:15:39.131
10		2:15.042	51.842	45.727	37.473	150.0	12:17:54.173
11		2:13.386	50.057	46.765	36.564	157.8	12:20:07.559
12		2:12.399	50.501	44.747	37.151	160.4	12:22:19.958
13		2:13.579	50.597	46.973	36.009	156.2	12:24:33.537
14		2:24.514 P	50.309	45.807	48.398	162.1	12:26:58.051
15		3:39.744	2:16.643	46.971	36.130	78.1	12:30:37.795
16		2:11.685	49.606	46.448	35.631	157.8	12:32:49.480
17		2:11.869	50.348	45.623	35.898	151.2	12:35:01.349
18		2:10.877	50.131	45.041	35.705	148.7	12:37:12.226
19			54.159	52.979		139.8	

174

António Castro Ortega

H-1971

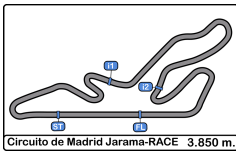
Jesus Escribano

Porsche 911 2.5 ST

Aurora Motorsport

Lap	D	Time	Sector 1	Sector 2	Sector 3	T. Spd	Elapsed
1		11:54:28.764	11:53:08.313	45.088	35.363	83.4	11:54:28.764
2		2:02.807	47.085	41.585	34.137	177.6	11:56:31.571
3		2:48.704 P	1:05.438	47.560	55.706	87.1	11:59:20.275
4		4:49.842	3:32.902	42.181	34.759	88.0	12:04:10.117
5		2:04.271	46.651	41.874	35.746	184.3	12:06:14.388
6		2:01.478	46.084	41.094	34.300	183.0	12:08:15.866
7		2:00.600	45.823	40.277	34.500	188.1	12:10:16.466
8		2:30.543 P	50.900	50.570	49.073	171.7	12:12:47.009
9		3:43.670	2:26.247	42.865	34.558	88.6	12:16:30.679
10		2:04.180	47.259	41.592	35.329	175.6	12:18:34.859
11		2:01.520	46.607	40.993	33.920	173.0	12:20:36.379
12		2:00.325	45.927	41.094	33.304	184.9	12:22:36.704
13		1:59.737	45.501	40.640	33.596	183.3	12:24:36.441
14		2:38.748 P	52.852	53.917	51.979	177.9	12:27:15.189





Circuito de Madrid Jarama - RACE

HISTORIC ENDURANCE

QUALIFYING

Tiempos Por Vuelta



205

Ralf Schnitzler

Datsun 240Z

227

Carlos Barbot

Merlyn MK4

H-1976

Garagem João Gomes

GTP & SC

Filipe Vieira de Campos

Foguete Racing

Lap D	Time	Sector 1	Sector 2	Sector 3	T. Spd	Elapsed	Lap D	Time	Sector 1	Sector 2	Sector 3	T. Spd	Elapsed
1	11:53:54.233	11:52:31.242	45.656	37.335	80.4	11:53:54.233	1	11:53:06.080	11:51:54.666	39.595	31.819	81.6	11:53:06.080
2	2:07.705	49.788	42.808	35.109	175.6	11:56:01.938	2	1:52.190	42.855	37.949	31.386	209.7	11:54:58.270
3	2:42.245 P	49.747	54.463	58.035	187.5	11:58:44.183	3	2:10.015 P	42.880	38.534	48.601	216.4	11:57:08.285
4	4:57.576	3:39.731	42.985	34.860	81.5	12:03:41.759	4	6:11.196	4:59.892	39.863	31.441	82.4	12:03:19.481
5	2:05.005	47.646	42.055	35.304	191.1	12:05:46.764	5	1:50.852	41.908	37.493	31.451	216.0	12:05:10.333
6	2:05.830	47.373	42.918	35.539	185.8	12:07:52.594	6	1:51.416	43.056	36.938	31.422	201.8	12:07:01.749
7	2:05.672	47.721	42.749	35.202	180.6	12:09:58.266	7	1:53.675	42.559	39.397	31.719	210.5	12:08:55.424
8	2:05.117	47.893	42.265	34.959	171.4	12:12:03.383	8	1:53.278	44.008	38.113	31.157	206.1	12:10:48.702
9	2:15.745 P	48.860	42.083	44.802	177.9	12:14:19.128	9	2:00.564 P	43.674	37.880	39.010	210.1	12:12:49.266
10	4:25.104	3:06.806	42.595	35.703	83.7	12:18:44.232	10	3:47.101	2:32.512	40.484	34.105	90.0	12:16:36.367
11	2:05.251	47.933	42.567	34.751	185.5	12:20:49.483	11	1:58.881	45.050	40.318	33.513	176.4	12:18:35.248
12	2:05.071	47.501	42.326	35.244	195.2	12:22:54.554	12	1:55.808	44.544	38.831	32.433	183.0	12:20:31.056
13	2:04.880	47.700	42.183	34.997	184.3	12:24:59.434	13	1:58.499	44.903	40.663	32.933	179.7	12:22:29.555
14	2:05.096	47.744	42.115	35.237	183.0	12:27:04.530	14	1:58.276	45.513	40.093	32.670	181.2	12:24:27.831
15	2:29.993 P	50.091	48.184	51.718	167.1	12:29:34.523	15	1:55.766	44.325	38.859	32.582	192.8	12:26:23.597
16	4:33.315 P	2:57.786	45.722	49.807	83.1	12:34:07.838	16	2:05.636	45.915	44.655	35.066	188.1	12:28:29.233
							17	1:57.984	44.726	38.850	34.408	203.3	12:30:27.217
							18	1:56.482	44.468	39.004	33.010	190.1	12:32:23.699
							19	2:16.531 P	44.569	42.672	49.290	187.1	12:34:40.230

213

Ernesto Silva Vieira

Shelby Mustang GT350

H-1965

André Castro Pinheiro

Shelby Mustang GT 350R Team

Lap D	Time	Sector 1	Sector 2	Sector 3	T. Spd	Elapsed
1	11:53:25.466	11:52:11.464	40.709	33.293	75.8	11:53:25.466
2	1:57.631	45.718	39.296	32.617	183.3	11:55:23.097
3	4:47.304 P	3:23.379	40.750	43.175	186.8	12:00:10.401
4	4:41.984	3:29.774	39.546	32.664	76.5	12:04:52.385
5	1:58.232	45.961	39.568	32.703	164.3	12:06:50.617
6	1:58.947	45.789	40.397	32.761	165.8	12:08:49.564
7	1:56.913	45.721		2:29.674	172.5	12:10:46.477
8	1:58.938	46.804		4:28.612	172.5	12:12:45.415
9	2:09.527 P	46.889	39.687	42.951	166.4	12:14:54.942
10	4:34.726	3:21.615	40.030	33.081	92.7	12:19:29.668
11	1:57.326	44.661	39.694	32.971	189.4	12:21:26.994
12	1:57.477	45.103	39.433	32.941	173.6	12:23:24.471
13	1:57.947	45.562	39.456	32.929	165.1	12:25:22.418
14	1:58.176	45.370	39.977	32.829	174.7	12:27:20.594
15	1:56.204	45.173	38.716	32.315	176.4	12:29:16.798
16	2:09.888	45.142	49.983	34.763	189.1	12:31:26.686
17	1:55.795	44.691	38.425	32.679	179.4	12:33:22.481
18	1:57.258	45.259	38.279	33.720	177.3	12:35:19.739
19	1:58.575	45.679	39.229	33.667	167.7	12:37:18.314
20		54.628	56.414		126.1	

273

Laurent Jaspers

Jaguar E-Type

H-1965

JAC Motors Team

Lap D	Time	Sector 1	Sector 2	Sector 3	T. Spd	Elapsed
1	11:53:38.848	11:52:23.880	41.638	33.330	96.7	11:53:38.848
2	1:57.546	45.704	39.613	32.229	174.1	11:55:36.394
3	2:06.710 P	43.888	38.271	44.551	175.8	11:57:43.104
4	5:20.690	4:10.973	38.084	31.633	90.3	12:03:03.794
5	1:52.011	43.394	37.511	31.106	192.5	12:04:55.805
6	1:54.933	43.305	39.357	32.271	187.1	12:06:50.738
7	1:52.356	43.251	37.819	31.286	186.2	12:08:43.094
8	1:51.830	42.908	37.667	31.255	186.2	12:10:34.924
9	2:03.685 P	44.273	39.541	39.871	186.2	12:12:38.609
10	3:21.002	2:08.071	41.192	31.739	110.4	12:15:59.611
11	1:52.507	43.792	37.335	31.380	188.8	12:17:52.118
12	1:55.144	45.991	38.219	30.934	175.0	12:19:47.262
13	1:51.781	43.161	37.377	31.243	180.9	12:21:39.043
14	2:09.750 P	45.898	40.713	43.139	181.2	12:23:48.793

327

Nuno Nunes

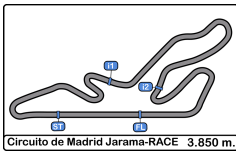
Porsche 911 SWB

GDS

Garagem João Gomes

Lap D	Time	Sector 1	Sector 2	Sector 3	T. Spd	Elapsed
1	11:54:43.745	11:53:10.957	52.020	40.768	68.5	11:54:43.745
2	2:51.520 P	58.645	51.427	1:01.448	135.0	11:57:35.265
3	6:37.543	5:11.097	47.702	38.744	75.1	12:04:12.808
4	2:10.268	50.529	43.737	36.002	170.3	12:06:23.076
5	2:08.516	48.914	43.953	35.649	172.5	12:08:31.592
6	2:05.951	47.769	42.651	35.531	176.7	12:10:37.543
7	2:07.064	48.343	43.120	35.601	173.3	12:12:44.607
8	2:12.734	48.929	47.188	36.617	165.3	12:14:57.341
9	2:05.836	47.909	42.934	34.993	182.7	12:17:03.177
10	2:04.162	46.920	42.436	34.806	187.5	12:19:07.339
11	2:23.182	52.891	53.481	36.810	150.6	12:21:30.521
12	2:16.446 P	47.127	42.814	46.505	187.1	12:23:46.967





Circuito de Madrid Jarama - RACE
HISTORIC ENDURANCE
QUALIFYING
Tiempos Por Vuelta



337

Piero dal Maso

Porsche 911 2.5 ST

H-1971

Guilherme dal Maso

Garagem João Gomes

Lap	D	Time	Sector 1	Sector 2	Sector 3	T. Spd	Elapsed
1		11:54:40.158	11:53:13.250	47.334	39.574	82.4	11:54:40.158
2		3:10.263 P	1:02.545	1:06.146	1:01.572	136.5	11:57:50.421
3		6:38.011	5:19.688	42.655	35.668	63.2	12:04:28.432
4		2:01.303	46.604	40.503	34.196	188.4	12:06:29.735
5		2:02.226	46.504	41.937	33.785	188.8	12:08:31.961
6		2:00.129	46.213	40.078	33.838	189.4	12:10:32.090
7		2:09.743 P	46.524	41.158	42.061	188.4	12:12:41.833
8		3:45.312	2:30.375	40.976	33.961	82.6	12:16:27.145
9		2:00.083	46.159	40.657	33.267	185.2	12:18:27.228
10		2:00.878	46.253	40.753	33.872	191.4	12:20:28.106
11		1:59.863	46.650	40.104	33.109	182.1	12:22:27.969
12		2:11.139 P	47.177	42.131	41.831	183.0	12:24:39.108
13		6:13.192	4:58.865	40.887	33.440	79.2	12:30:52.300
14		1:58.602	45.595	39.718	33.289	189.4	12:32:50.902
15		1:58.421	45.652	39.752	33.017	187.5	12:34:49.323
16		1:57.488	45.036	39.538	32.914	195.2	12:36:46.811
17			48.012	41.679		157.8	

366

Guillaume Huber

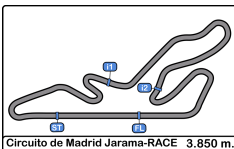
Ford Mustang

H-1965

Calvin Motors

Lap	D	Time	Sector 1	Sector 2	Sector 3	T. Spd	Elapsed
1		11:54:09.136	11:52:48.066	46.921	34.149	81.8	11:54:09.136
2		2:02.434	47.552	41.161	33.721	160.4	11:56:11.570
3		2:52.706 P	52.679	58.713	1:01.314	163.1	11:59:04.276
4		4:44.381	3:29.571	41.676	33.134	90.0	12:03:48.657
5		1:59.326	45.903	40.109	33.314	170.3	12:05:47.983
6		2:01.936	46.865	41.634	33.437	171.9	12:07:49.919
7		1:59.827	46.193	40.743	32.891	160.9	12:09:49.746
8		2:00.002	45.674	40.503	33.825	171.7	12:11:49.748
9		2:00.290	46.166	41.019	33.105	165.8	12:13:50.038
10		1:59.755	47.233	39.671	32.851	166.9	12:15:49.793
11		1:58.006	45.538	39.775	32.693	166.9	12:17:47.799
12		2:12.717 P	47.632	42.239	42.846	152.7	12:20:00.516





Circuito de Madrid Jarama - RACE

HISTORIC ENDURANCE

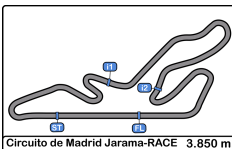
QUALIFYING

Mejores Sectores



Sector - 1		Sector - 2		Sector - 3		Ideal Lap vs Best Lap					
Clas	Nº Driver	Time	Nº Driver	Time	Nº Driver	Time	Clas	Nº Driver	Ideal Lap	Best Lap	Clas
1	7 Puig - Lima	41.010	84 Max Huber	35.843	84 Max Huber	29.785	1	84 Max Huber	1:46.744	1:47.560	1
2	84 Max Huber	41.116	7 Puig - Lima	35.869	7 Puig - Lima	30.022	2	7 Puig - Lima	1:46.901	1:51.560	5
3	227 Barbot - Vieira de Campos	41.908	169 Muytjens - Pineau	36.503	60 Pedro Bastos Rezende	30.670	3	60 Pedro Bastos Rezende	1:49.165	1:49.202	2
4	60 Pedro Bastos Rezende	41.956	60 Pedro Bastos Rezende	36.539	273 Laurent Jaspers	30.934	4	227 Barbot - Vieira de Campos	1:50.003	1:50.852	3
5	169 Muytjens - Pineau	42.664	227 Barbot - Vieira de Campos	36.938	227 Barbot - Vieira de Campos	31.157	5	169 Muytjens - Pineau	1:50.448	1:50.898	4
6	273 Laurent Jaspers	42.908	273 Laurent Jaspers	37.335	169 Muytjens - Pineau	31.281	6	273 Laurent Jaspers	1:51.177	1:51.781	6
7	99 Moura Teixeira - Laranjo	43.357	213 Silva Vieira - Castro Pinheiro	38.279	99 Moura Teixeira - Laranjo	31.732	7	99 Moura Teixeira - Laranjo	1:53.761	1:54.090	7
8	213 Silva Vieira - Castro Pinheiro	44.661	99 Moura Teixeira - Laranjo	38.672	213 Silva Vieira - Castro Pinheiro	32.315	8	213 Silva Vieira - Castro Pinheiro	1:55.255	1:55.795	8
9	337 dal Maso - dal Maso	45.036	14 Mira Gomes - Afoito	38.747	14 Mira Gomes - Afoito	32.328	9	14 Mira Gomes - Afoito	1:56.622	1:57.617	10
10	27 Gonzalez-Anleo - Lopez Atienza	45.209	132 Garcia - Antonio Zorrilla	39.489	366 Guillaume Huber	32.693	10	337 dal Maso - dal Maso	1:57.488	1:57.488	9
11	29 Eduardo Reis	45.378	337 dal Maso - dal Maso	39.538	151 Carlos de Miguel	32.813	11	366 Guillaume Huber	1:57.902	1:58.006	11
12	28 P-A Forsvall	45.485	17 Rey - Rey	39.612	337 dal Maso - dal Maso	32.914	12	27 Gonzalez-Anleo - Lopez Atienza	1:58.113	1:58.548	13
13	174 Castro Ortega - Escribano	45.501	366 Guillaume Huber	39.671	71 Ralf Huber	33.002	13	132 Garcia - Antonio Zorrilla	1:58.297	1:58.297	12
14	366 Guillaume Huber	45.538	27 Gonzalez-Anleo - Lopez Atienza	39.805	28 P-A Forsvall	33.084	14	17 Rey - Rey	1:58.664	2:00.660	19
15	14 Mira Gomes - Afoito	45.547	20 Dias Pedro - Cerveira Pinto	39.941	27 Gonzalez-Anleo - Lopez Atienza	33.099	15	29 Eduardo Reis	1:58.918	1:58.918	14
16	17 Rey - Rey	45.574	29 Eduardo Reis	40.112	132 Garcia - Antonio Zorrilla	33.105	16	28 P-A Forsvall	1:59.024	1:59.024	15
17	151 Carlos de Miguel	45.615	174 Castro Ortega - Escribano	40.277	174 Castro Ortega - Escribano	33.304	17	174 Castro Ortega - Escribano	1:59.082	1:59.737	18
18	132 Garcia - Antonio Zorrilla	45.703	28 P-A Forsvall	40.455	29 Eduardo Reis	33.428	18	151 Carlos de Miguel	1:59.135	1:59.202	16
19	20 Dias Pedro - Cerveira Pinto	45.774	58 Basagoiti - Capelo	40.507	17 Rey - Rey	33.478	19	20 Dias Pedro - Cerveira Pinto	1:59.344	1:59.695	17
20	51 Santos - Petiz	46.330	51 Santos - Petiz	40.646	20 Dias Pedro - Cerveira Pinto	33.629	20	71 Ralf Huber	2:00.148	2:00.758	20
21	58 Basagoiti - Capelo	46.363	71 Ralf Huber	40.690	51 Santos - Petiz	33.653	21	51 Santos - Petiz	2:00.629	2:02.643	24
22	71 Ralf Huber	46.456	151 Carlos de Miguel	40.707	58 Basagoiti - Capelo	33.995	22	58 Basagoiti - Capelo	2:00.865	2:01.251	21
23	6 Carvalho - Carmona	46.517	6 Carvalho - Carmona	40.992	6 Carvalho - Carmona	34.242	23	6 Carvalho - Carmona	2:01.751	2:01.891	22
24	61 Rui Garcia	46.564	103 Luis Sousa Ribeiro	41.532	61 Rui Garcia	34.286	24	61 Rui Garcia	2:02.469	2:02.536	23
25	327 Nuno Nunes	46.920	61 Rui Garcia	41.619	103 Luis Sousa Ribeiro	34.541	25	103 Luis Sousa Ribeiro	2:03.280	2:03.691	25
26	103 Luis Sousa Ribeiro	47.207	205 Ralf Schnitzler	42.055	205 Ralf Schnitzler	34.751	26	327 Nuno Nunes	2:04.162	2:04.162	26
27	205 Ralf Schnitzler	47.373	327 Nuno Nunes	42.436	327 Nuno Nunes	34.806	27	205 Ralf Schnitzler	2:04.179	2:04.880	27
28	12 Guerin - Almeida	48.159	44 Francisco Serrano	42.865	44 Francisco Serrano	35.481	28	44 Francisco Serrano	2:07.500	2:07.614	28
29	44 Francisco Serrano	49.154	12 Guerin - Almeida	43.920	161 Timothy Mahapatra	35.631	29	12 Guerin - Almeida	2:08.213	2:08.572	29
30	161 Timothy Mahapatra	49.375	25 Torres da Silva - Rodriguez	44.489	12 Guerin - Almeida	36.134	30	161 Timothy Mahapatra	2:09.753	2:10.877	30
31	25 Torres da Silva - Rodriguez	49.656	161 Timothy Mahapatra	44.747	25 Torres da Silva - Rodriguez	36.569	31	25 Torres da Silva - Rodriguez	2:10.714	2:13.164	31
32	158 Aubert - Moriyon	51.397	158 Aubert - Moriyon	45.841	158 Aubert - Moriyon	37.839	32	158 Aubert - Moriyon	2:15.077	2:15.977	32
33	64 Rueda Ortiz - Rueda Muñoz	53.855	64 Rueda Ortiz - Rueda Muñoz	49.049	64 Rueda Ortiz - Rueda Muñoz	39.619	33	64 Rueda Ortiz - Rueda Muñoz	2:22.523	2:22.946	33





Circuito de Madrid Jarama - RACE

HISTORIC ENDURANCE

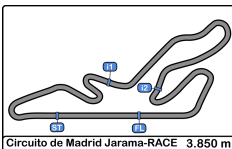
QUALIFYING

5 Mejores Tiempos



Cl	Nº	Entrant/Team	Driver 1	Driver 2	Vehicle	Cat	Cl	Best 1		Best 2		Best 3		Best 4		Best 5	
								Time	Lap	Time	Lap	Time	Lap	Time	Lap	Time	Lap
1	84	Calvin Motors	Max Huber		Shelby Cobra	H-1971	1	1:47.560	9	1:48.010	2	1:48.450	8	1:56.464	7	1:57.920	5
2	60	Aurora Motorsport	Pedro Bastos Rezende		Porsche 911 3.0 RS	H-1976	1	1:49.202	14	1:49.705	16	1:50.395	12	1:50.509	10	1:50.985	9
3	227	Foguete Racing	Carlos Barbot	Filipe Vieira de Campos	Merlyn MK4	GTP & S	1	1:50.852	5	1:51.416	6	1:52.190	2	1:53.278	8	1:53.675	7
4	169	HY Racing	Olivier Muytjens	Brice Pineau	Porsche 911 3.0 RS	H-1976	2	1:50.898	18	1:51.453	12	1:52.078	15	1:52.223	19	1:52.377	9
5	7	Skualo Competicion	Jordi Puig	Paulo Lima	Ford GT 40	GTP & S	2	1:51.560	12	1:51.585	5	1:52.200	6	1:52.428	13	1:55.575	14
6	273	JAC Motors Team	Laurent Jaspers		Jaguar E-Type	H-1965	1	1:51.781	13	1:51.830	8	1:52.011	5	1:52.356	7	1:52.507	11
7	99	Aurora Motorsport	Manuel Moura Teixeira	Fernando Laranjo	Porsche 911 3.0 RS	INV *	1	1:54.090	6	1:54.280	5	1:59.974	12	2:00.303	11	2:01.026	2
8	213	Shelby Mustang GT 350R Team	Ernesto Silva Vieira	André Castro Pinheiro	Shelby Mustang GT350	H-1965	2	1:55.795	17	1:56.204	15	1:56.913	7	1:57.258	18	1:57.326	11
9	337	Garagem João Gomes	Piero dal Maso	Guilherme dal Maso	Porsche 911 2.5 ST	H-1971	2	1:57.488	16	1:58.421	15	1:58.602	14	1:59.863	11	2:00.083	9
10	14	Centro Clássico	João Mira Gomes	Nuno Afoito	Lotus Seven	GTP & S	3	1:57.617	2	2:01.075	6	2:04.486	7	2:58.201	8	3:34.184	5
11	366	Calvin Motors	Guillaume Huber		Ford Mustang	H-1965	3	1:58.006	11	1:59.326	5	1:59.755	10	1:59.827	7	2:00.002	8
12	132	Curated Garage	Gerardo Garcia	Jose Antonio Zorrilla	Porsche 911 3.0 RS	H-1976	3	1:58.297	7	1:59.554	5	1:59.631	6	2:04.437	2	2:20.559	14
13	27	Garagem João Gomes	Lucas Gonzalez-Anleo	Jorge Lopez Atienza	Porsche 914/6	H-1971	3	1:58.548	7	1:58.851	6	1:59.081	5	1:59.962	2	2:10.397	14
14	29	Garagem João Gomes	Eduardo Reis		Porsche 911 2.7 RS	H-1976	4	1:58.918	10	2:01.421	9	2:01.575	7	2:01.862	8	2:03.734	4
15	28	Curated Garage	P-A Forsvall		Lotus Elan	H-1965	4	1:59.024	12	1:59.691	10	2:01.179	16	2:01.442	11	2:01.577	15
16	151	Clasicos Madrid	Carlos de Miguel		Elva MK7	GTP & S	4	1:59.202	6	2:00.114	2	2:00.527	5	2:31.853	7	6:22.335	4
17	20	RP Motorsport / Squadra	Carlos Dias Pedro	Rafael Cerveira Pinto	Alfa Romeo GT Am	H-1971	4	1:59.695	16	1:59.860	12	1:59.935	19	2:00.040	17	2:00.352	18
18	174	Aurora Motorsport	António Castro Ortega	Jesus Escribano	Porsche 911 2.5 ST	H-1971	5	1:59.737	13	2:00.325	12	2:00.600	7	2:01.478	6	2:01.520	11
19	17	Scuderia Rey	Mathias Rey	Stephane Rey	Crossle 7S	GTP & S	5	2:00.660	5	2:02.431	2	2:14.682	6	5:03.313	4		
20	71	Calvin Motors	Ralf Huber		Chevrolet Corvette C3	H-1971	6	2:00.758	6	2:02.668	5	2:06.218	2	2:21.004	7	2:52.870	3
21	58	Katal Motor Sport	Javier Basagoiti	Manuel Capelo	Porsche 911 2.5 ST	H-1971	7	2:01.251	18	2:01.852	19	2:01.991	16	2:02.536	17	2:02.722	15
22	6	RP Motorsport	Filipe Carvalho	António Carmona	Ford Escort MK2 RS2000	H-1976	5	2:01.891	18	2:02.086	17	2:03.691	15	2:04.094	16	2:05.040	12
23	61	RP Motorsport	Rui Garcia		Fiat 124 Sport Coupé	H-1971	8	2:02.536	9	2:03.921	6	2:03.932	8	2:04.427	7	2:04.711	2
24	51	RP Motorsport	Jorge Santos	Alcides Petiz	Alfa Romeo GT Am	H-1971	9	2:02.643	12	2:03.345	11	2:08.499	10	2:21.089	6	2:25.620	13
25	103	RP Motorsport	Luis Sousa Ribeiro		Ford Cortina Lotus	GDS	1	2:03.691	7	2:03.794	11	2:04.224	6	2:04.395	10	2:06.911	5
26	327	Garagem João Gomes	Nuno Nunes		Porsche 911 SWB	GDS	2	2:04.162	10	2:05.836	9	2:05.951	6	2:07.064	7	2:08.516	5
27	205	Garagem João Gomes	Ralf Schnitzler		Datsun 240Z	H-1976	6	2:04.880	13	2:05.005	5	2:05.071	12	2:05.096	14	2:05.117	8
28	44	AECD	Francisco Serrano		Mini Cooper	GDS	3	2:07.614	12	2:07.967	11	2:08.209	8	2:09.101	6	2:10.578	5
29	12	RP Motorsport	François Guerin	Alexandre Almeida	Lotus Elan +2	H-1971	10	2:08.572	11	2:09.584	10	2:09.690	5	2:09.942	4	2:14.345	8
30	161	Curated Garage	Timothy Mahapatra		Jaguar E-Type SLW	H-1965	5	2:10.877	18	2:11.685	16	2:11.707	5	2:11.759	2	2:11.869	17
31	25	Aurora Motorsport	António Torres da Silva	Álvaro Rodriguez	Porsche 911 SWB	GDS	4	2:13.164	6	2:27.004	7	2:35.941	3	6:52.648	4	7:57.136	2
32	158	Martin Aubert	Martin Aubert	Pedro Moriyon	Lotus Elite	GDS	5	2:15.977	5	2:19.213	4	2:21.120	10	2:21.999	11	2:23.313	9
33	64	Curated Garage	José Rueda Ortiz	Pablo Rueda Muñoz	Ford Capri 2600 RS	H-1971	11	2:22.946	13	2:23.004	15	2:23.087	16	2:23.112	12	2:23.771	14





Circuito de Madrid Jarama - RACE

HISTORIC ENDURANCE

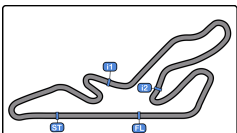
QUALIFYING

5 Mejores Velocidades



Cl	Nº	Entrant/Team	Driver 1	Driver 2	Vehicle	Cat	Cl	Top 1		Top 2		Top 3		Top 4		Top 5		Avg
								Km/h	Lap	Km/h	Lap	Km/h	Lap	Km/h	Lap	Km/h	Lap	
1	7	Skualo Competicion	Jordi Puig	Paulo Lima	Ford GT 40	GTP & S	1	218.1	5	213.4	8	206.1	9	201.1	2	198.5	7	207.4
2	60	Aurora Motorsport	Pedro Bastos Rezende		Porsche 911 3.0 RS	H-1976	1	216.4	14	213.4	9	213.0	6	213.0	16	212.5	7	213.7
3	227	Foguete Racing	Carlos Barbot	Filipe Vieira de Campos	Merlyn MK4	GTP & S	2	216.4	3	216.0	5	210.5	7	210.1	9	209.7	2	212.5
4	169	HY Racing	Olivier Muytjens	Brice Pineau	Porsche 911 3.0 RS	H-1976	2	214.2	3	213.4	6	212.5	5	211.7	11	210.1	15	212.4
5	99	Aurora Motorsport	Manuel Moura Teixeira	Fernando Laranjo	Porsche 911 3.0 RS	INV *	1	208.4	12	206.8	5	205.7	13	205.3	14	199.6	9	205.2
6	29	Garagem João Gomes	Eduardo Reis		Porsche 911 2.7 RS	H-1976	3	200.7	10	199.2	4	199.2	7	194.5	9	187.1	8	196.2
7	84	Calvin Motors	Max Huber		Shelby Cobra	H-1971	1	198.8	9	191.8	7	191.4	8	191.1	5	190.1	3	192.7
8	205	Garagem João Gomes	Ralf Schnitzler		Datsun 240Z	H-1976	4	195.2	12	191.1	5	187.5	3	185.8	6	185.5	11	189.0
9	337	Garagem João Gomes	Piero dal Maso	Guilherme dal Maso	Porsche 911 2.5 ST	H-1971	2	195.2	16	191.4	10	189.4	6	189.4	14	188.8	5	190.9
10	17	Scuderia Rey	Mathias Rey	Stephane Rey	Crossle 7S	GTP & S	3	193.8	2	171.1	5	162.1	6	161.4	3	91.5	4	156.0
11	12	RP Motorsport	François Guerin	Alexandre Almeida	Lotus Elan +2	H-1971	3	192.5	12	185.2	4	184.6	11	183.3	5	180.0	6	185.1
12	273	JAC Motors Team	Laurent Jaspers		Jaguar E-Type	H-1965	1	192.5	5	188.8	11	187.1	6	186.2	7	186.2	8	188.1
13	14	Centro Clássico	João Mira Gomes	Nuno Afoito	Lotus Seven	GTP & S	4	190.8	8	176.4	3	176.4	6	175.8	7	171.4	2	178.2
14	27	Garagem João Gomes	Lucas Gonzalez-Anleo	Jorge Lopez Atienza	Porsche 914/6	H-1971	4	190.4	3	189.8	6	188.1	2	186.2	5	185.2	17	187.9
15	20	RP Motorsport / Squadra	Carlos Dias Pedro	Rafael Cerveira Pinto	Alfa Romeo GT Am	H-1971	5	190.1	16	186.5	18	185.5	19	184.6	14	184.3	13	186.2
16	213	Shelby Mustang GT 350R Team	Ernesto Silva Vieira	André Castro Pinheiro	Shelby Mustang GT350	H-1965	2	189.4	11	189.1	16	186.8	3	183.3	2	179.4	17	185.6
17	28	Curated Garage	P-A Forsvall		Lotus Elan	H-1965	3	189.1	5	187.1	12	183.0	3	182.4	13	181.5	17	184.6
18	132	Curated Garage	Gerardo Garcia	Jose Antonio Zorrilla	Porsche 911 3.0 RS	H-1976	5	188.8	7	186.5	6	183.6	8	180.9	3	177.3	5	183.4
19	151	Clasicos Madrid	Carlos de Miguel		Elva MK7	GTP & S	5	188.1	5	171.9	2	168.2	6	161.6	3	146.3	7	167.2
20	174	Aurora Motorsport	António Castro Ortega	Jesus Escribano	Porsche 911 2.5 ST	H-1971	6	188.1	7	184.9	12	184.3	5	183.3	13	183.0	6	184.7
21	6	RP Motorsport	Filipe Carvalho	António Carmona	Ford Escort MK2 RS2000	H-1976	6	187.5	19	185.5	16	183.9	17	183.9	18	182.4	12	184.6
22	327	Garagem João Gomes	Nuno Nunes		Porsche 911 SWB	GDS	1	187.5	10	187.1	12	182.7	9	176.7	6	173.3	7	181.5
23	103	RP Motorsport	Luis Sousa Ribeiro		Ford Cortina Lotus	GDS	2	186.2	6	180.9	11	180.0	4	180.0	10	177.0	13	180.8
24	58	Katal Motor Sport	Javier Basagoiti	Manuel Capelo	Porsche 911 2.5 ST	H-1971	7	185.2	18	180.3	20	180.0	16	174.1	15	173.6	14	178.6
25	61	RP Motorsport	Rui Garcia		Fiat 124 Sport Coupé	H-1971	8	183.9	7	182.1	9	181.2	5	177.6	8	176.7	2	180.3
26	51	RP Motorsport	Jorge Santos	Alcides Petiz	Alfa Romeo GT Am	H-1971	9	181.8	5	180.0	3	178.8	7	174.1	13	172.5	2	177.4
27	366	Calvin Motors	Guillaume Huber		Ford Mustang	H-1965	4	171.9	6	171.7	8	170.3	5	166.9	10	166.9	11	169.5
28	44	AECD	Francisco Serrano		Mini Cooper	GDS	3	168.7	5	168.4	12	168.2	6	167.7	3	167.7	9	168.1
29	71	Calvin Motors	Ralf Huber		Chevrolet Corvette C3	H-1971	10	167.4	5	151.0	7	147.9	6	141.3	2	121.7	3	145.9
30	161	Curated Garage	Timothy Mahapatra		Jaguar E-Type SLW	H-1965	5	164.1	5	162.1	14	160.4	12	160.0	3	159.2	2	161.2
31	25	Aurora Motorsport	António Torres da Silva	Álvaro Rodriguez	Porsche 911 SWB	GDS	4	162.6	6	161.1	3	149.3	7	73.0	5	68.6	4	122.9
32	158	Martin Aubert	Martin Aubert	Pedro Moriyon	Lotus Elite	GDS	5	162.1	4	162.1	6	157.8	5	153.6	11	148.1	9	156.7
33	64	Curated Garage	José Rueda Ortiz	Pablo Rueda Muñoz	Ford Capri 2600 RS	H-1971	11	140.4	15	140.2	13	139.5	14	138.6	17	138.4	6	139.4





Circuito de Madrid Jarama-RACE 3.850 m.

Circuito de Madrid Jarama - RACE

HISTORIC ENDURANCE

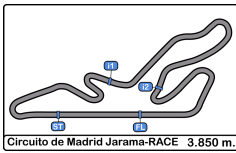
QUALIFYING

Secuencia Vueltas Rápidas



Lap	Time of Day	Session Time	Nº Entrant/Team	Driver 1	Driver 2	Vehicle	Cat	Time	Km/h
2	11:54:58.270	3:58.270	227 Foguete Racing	Carlos Barbot	Filipe Vieira de Campos	Merlyn MK4	GTP & S	1:52.190	123.5
2	11:55:13.397	4:13.397	84 Calvin Motors	Max Huber		Shelby Cobra	H-1971	1:48.010	128.3
9	12:17:52.540	26:52.540	84 Calvin Motors	Max Huber		Shelby Cobra	H-1971	1:47.560	128.8





Circuito de Madrid Jarama - RACE

HISTORIC ENDURANCE

QUALIFYING

Tiempos Parada en Pit



6 Filipe Carvalho Ford Escort MK2 RS2000

H-1976		António Carmona		RP Motorsport			
Nº	In Day Time	In Time	Out Time	Pit Time	T. Pit Time	Handicap	Diff.
1	11:58:54.114	11:58:54.114	12:01:14.648	2:20.534	2:20.534		
2	12:08:06.628	12:08:06.628	12:09:58.988	1:52.360	4:12.894		

7 Jordi Puig Ford GT 40

GTP & SC		Paulo Lima		Skualo Competicion			
Nº	In Day Time	In Time	Out Time	Pit Time	T. Pit Time	Handicap	Diff.
1	11:57:25.076	11:57:25.076	12:01:57.574	4:32.498	4:32.498		
2	12:13:27.243	12:13:27.243	12:17:48.357	4:21.114	8:53.612		

12 François Guerin Lotus Elan +2

H-1971		Alexandre Almeida		RP Motorsport			
Nº	In Day Time	In Time	Out Time	Pit Time	T. Pit Time	Handicap	Diff.
1	11:57:07.636	11:57:07.636	12:01:10.996	4:03.360	4:03.360		
2	12:10:34.725	12:10:34.725	12:12:12.471	1:37.746	5:41.106		
3	12:25:29.463	12:25:29.463	12:27:05.225	1:35.762	7:16.868		

14 João Mira Gomes Lotus Seven

GTP & SC		Nuno Afoito		Centro Clássico			
Nº	In Day Time	In Time	Out Time	Pit Time	T. Pit Time	Handicap	Diff.
1	11:57:51.023	11:57:51.023	12:01:51.875	4:00.852	4:00.852		
2	12:03:55.295	12:03:55.295	12:05:30.373	1:35.078	5:35.930		
3	12:14:32.292	12:14:32.292	12:34:27.563	19:55.271	25:31.201		

17 Mathias Rey Crossle 7S

GTP & SC		Stephane Rey		Scuderia Rey			
Nº	In Day Time	In Time	Out Time	Pit Time	T. Pit Time	Handicap	Diff.
1	11:58:16.614	11:58:16.614	12:01:23.180	3:06.566	3:06.566		

20 Carlos Dias Pedro Alfa Romeo GT Am

H-1971		Rafael Cerveira Pinto		RP Motorsport / Squadra			
Nº	In Day Time	In Time	Out Time	Pit Time	T. Pit Time	Handicap	Diff.
1	11:59:43.999	11:59:43.999	12:01:46.155	2:02.156	2:02.156		
2	12:16:48.075	12:16:48.075	12:18:27.237	1:39.162	3:41.318		

25 António Torres da Silva Porsche 911 SWB

GDS		Álvaro Rodriguez		Aurora Motorsport			
Nº	In Day Time	In Time	Out Time	Pit Time	T. Pit Time	Handicap	Diff.
1	11:56:31.538	11:56:31.538	12:02:15.963	5:44.425	5:44.425		
2	12:07:05.507	12:07:05.507	12:11:18.194	4:12.687	9:57.112		
3	12:13:58.344	12:13:58.344	12:25:43.034	11:44.690	21:41.802		

27 Lucas Gonzalez-Anleo Porsche 914/6

H-1971		Jorge Lopez Atienza		Garagem João Gomes			
Nº	In Day Time	In Time	Out Time	Pit Time	T. Pit Time	Handicap	Diff.
1	11:57:19.453	11:57:19.453	12:01:28.943	4:09.490	4:09.490		
2	12:11:32.239	12:11:32.239	12:13:18.464	1:46.225	5:55.715		
3	12:20:23.106	12:20:23.106	12:23:03.412	2:40.306	8:36.021		
4	12:31:57.320	12:31:57.320	12:34:57.166	2:59.846	11:35.867		

28 P-A Forsvall Lotus Elan

H-1965		P-A Forsvall		Curated Garage			
Nº	In Day Time	In Time	Out Time	Pit Time	T. Pit Time	Handicap	Diff.
1	11:58:24.499	11:58:24.499	12:02:01.606	3:37.107	3:37.107		
2	12:22:28.395	12:22:28.395	12:24:48.006	2:19.611	5:56.718		

29 Eduardo Reis Porsche 911 2.7 RS

H-1976		Eduardo Reis		Garagem João Gomes			
Nº	In Day Time	In Time	Out Time	Pit Time	T. Pit Time	Handicap	Diff.
1	11:57:09.629	11:57:09.629	12:01:40.100	4:30.471	4:30.471		
2	12:20:30.803	12:20:30.803	12:22:21.257	1:50.454	6:20.925		

44 Francisco Serrano Mini Cooper

GDS		Francisco Serrano		AECD			
Nº	In Day Time	In Time	Out Time	Pit Time	T. Pit Time	Handicap	Diff.
1	11:58:22.704	11:58:22.704	12:02:18.146	3:55.442	3:55.442		
2	12:15:33.331	12:15:33.331	12:17:50.051	2:16.720	6:12.162		

51 Jorge Santos Alfa Romeo GT Am

H-1971		Alcides Petiz		RP Motorsport			
Nº	In Day Time	In Time	Out Time	Pit Time	T. Pit Time	Handicap	Diff.
1	11:58:35.951	11:58:35.951	12:01:43.128	3:07.177	3:07.177		
2	12:12:32.760	12:12:32.760	12:16:44.750	4:11.990	7:19.167		

58 Javier Basagoiti Porsche 911 2.5 ST

H-1971		Manuel Capelo		Katal Motor Sport			
Nº	In Day Time	In Time	Out Time	Pit Time	T. Pit Time	Handicap	Diff.
1	11:58:30.377	11:58:30.377	12:01:41.763	3:11.386	3:11.386		
2	12:16:44.657	12:16:44.657	12:18:36.303	1:51.646	5:03.032		

60 Pedro Bastos Rezende Porsche 911 3.0 RS

H-1976		Pedro Bastos Rezende		Aurora Motorsport			
Nº	In Day Time	In Time	Out Time	Pit Time	T. Pit Time	Handicap	Diff.
1	11:57:29.875	11:57:29.875	12:02:19.269	4:49.394	4:49.394		
2	12:10:04.050	12:10:04.050	12:12:09.977	2:05.927	6:55.321		

61 Rui Garcia Fiat 124 Sport Coupé

H-1971		Rui Garcia		RP Motorsport			
Nº	In Day Time	In Time	Out Time	Pit Time	T. Pit Time	Handicap	Diff.
1	11:59:05.618	11:59:05.618	12:01:21.823	2:16.205	2:16.205		

64 José Rueda Ortiz Ford Capri 2600 RS

H-1971		Pablo Rueda Muñoz		Curated Garage			
Nº	In Day Time	In Time	Out Time	Pit Time	T. Pit Time	Handicap	Diff.
1	11:59:16.986	11:59:16.986	12:01:24.534	2:07.548	2:07.548		
2	12:16:03.093	12:16:03.093	12:17:44.900	1:41.807	3:49.355		

71 Ralf Huber Chevrolet Corvette C3

H-1971		Ralf Huber		Calvin Motors			
Nº	In Day Time	In Time	Out Time	Pit Time	T. Pit Time	Handicap	Diff.
1	11:59:08.014	11:59:08.014	12:01:52.886	2:44.872	2:44.872		

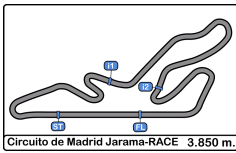
84 Max Huber Shelby Cobra

H-1971		Max Huber		Calvin Motors			
Nº	In Day Time	In Time	Out Time	Pit Time	T. Pit Time	Handicap	Diff.
1	11:57:23.147	11:57:23.147	12:01:30.867	4:07.720	4:07.720		
2	12:05:16.341	12:05:16.341	12:10:32.458	5:16.117	9:23.837		

99 Manuel Moura Teixeira Porsche 911 3.0 RS

INV *		Manuel Moura Teixeira		Aurora Motorsport			
Nº	In Day Time	In Time	Out Time	Pit Time	T. Pit Time	Handicap	Diff.
1	11:58:26.884	11:58:26.884	12:01:13.056	2:46.172	2:46.172		
2	12:09:12.053	12:09:12.053	12:11:28.844	2:16.791	5:02.963		





Circuito de Madrid Jarama - RACE

HISTORIC ENDURANCE

QUALIFYING

Tiempos Parada en Pit



103 Luis Sousa Ribeiro Ford Cortina Lotus

GDS RP Motorsport

Nº	In Day Time	In Time	Out Time	Pit Time	T. Pit Time	Handicap	Diff.
1	11:57:16.978	11:57:16.978	12:01:18.129	4:01.151	4:01.151		
2	12:14:25.134	12:14:25.134	12:17:41.181	3:16.047	7:17.198		

132 Gerardo Garcia Porsche 911 3.0 RS

H-1976 Jose Antonio Zorrilla Curated Garage

Nº	In Day Time	In Time	Out Time	Pit Time	T. Pit Time	Handicap	Diff.
1	11:58:41.317	11:58:41.317	12:01:36.030	2:54.713	2:54.713		
2	12:11:51.200	12:11:51.200	12:13:50.219	1:59.019	4:53.732		

151 Carlos de Miguel Elva MK7

GTP & SC Clasicos Madrid

Nº	In Day Time	In Time	Out Time	Pit Time	T. Pit Time	Handicap	Diff.
1	11:57:43.450	11:57:43.450	12:02:04.158	4:20.708	4:20.708		

158 Martin Aubert Lotus Elite

GDS Pedro Moriyon Martin Aubert

Nº	In Day Time	In Time	Out Time	Pit Time	T. Pit Time	Handicap	Diff.
1	11:57:01.750	11:57:01.750	12:02:10.494	5:08.744	5:08.744		
2	12:11:25.383	12:11:25.383	12:13:47.948	2:22.565	7:31.309		

161 Timothy Mahapatra Jaguar E-Type SLW

H-1965 Curated Garage

Nº	In Day Time	In Time	Out Time	Pit Time	T. Pit Time	Handicap	Diff.
1	11:59:01.313	11:59:01.313	12:02:20.513	3:19.200	3:19.200		
2	12:26:52.661	12:26:52.661	12:28:26.393	1:33.732	4:52.932		

169 Olivier Muytjens Porsche 911 3.0 RS

H-1976 Brice Pineau HY Racing

Nº	In Day Time	In Time	Out Time	Pit Time	T. Pit Time	Handicap	Diff.
1	11:57:20.762	11:57:20.762	12:01:27.090	4:06.328	4:06.328		
2	12:09:16.267	12:09:16.267	12:10:40.078	1:23.811	5:30.139		
3	12:22:13.626	12:22:13.626	12:24:17.098	2:03.472	7:33.611		

174 António Castro Ortega Porsche 911 2.5 ST

H-1971 Jesus Escribano Aurora Motorsport

Nº	In Day Time	In Time	Out Time	Pit Time	T. Pit Time	Handicap	Diff.
1	11:59:13.262	11:59:13.262	12:02:08.583	2:55.321	2:55.321		
2	12:12:42.844	12:12:42.844	12:14:28.568	1:45.724	4:41.045		

205 Ralf Schnitzler Datsun 240Z

H-1976 Garagem João Gomes

Nº	In Day Time	In Time	Out Time	Pit Time	T. Pit Time	Handicap	Diff.
1	11:58:37.441	11:58:37.441	12:01:37.248	2:59.807	2:59.807		
2	12:14:14.589	12:14:14.589	12:16:37.362	2:22.773	5:22.580		
3	12:29:29.260	12:29:29.260	12:31:43.200	2:13.940	7:36.520		

227 Carlos Barbot Merlyn MK4

GTP & SC Filipe Vieira de Campos Foguete Racing

Nº	In Day Time	In Time	Out Time	Pit Time	T. Pit Time	Handicap	Diff.
1	11:57:03.904	11:57:03.904	12:01:26.038	4:22.134	4:22.134		
2	12:12:45.793	12:12:45.793	12:14:38.351	1:52.558	6:14.692		

273 Laurent Jaspers Jaguar E-Type

H-1965 JAC Motors Team

Nº	In Day Time	In Time	Out Time	Pit Time	T. Pit Time	Handicap	Diff.
1	11:57:38.459	11:57:38.459	12:01:11.925	3:33.466	3:33.466		
2	12:12:34.810	12:12:34.810	12:14:06.390	1:31.580	5:05.046		

327 Nuno Nunes Porsche 911 SWB

GDS Garagem João Gomes

Nº	In Day Time	In Time	Out Time	Pit Time	T. Pit Time	Handicap	Diff.
1	11:57:27.065	11:57:27.065	12:01:56.529	4:29.464	4:29.464		

337 Piero dal Maso Porsche 911 2.5 ST

H-1971 Guilherme dal Maso Garagem João Gomes

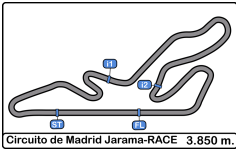
Nº	In Day Time	In Time	Out Time	Pit Time	T. Pit Time	Handicap	Diff.
1	11:57:45.530	11:57:45.530	12:02:21.703	4:36.173	4:36.173		
2	12:12:38.399	12:12:38.399	12:14:27.054	1:48.655	6:24.828		
3	12:24:35.053	12:24:35.053	12:28:52.949	4:17.896	10:42.724		

366 Guillaume Huber Ford Mustang

H-1965 Calvin Motors

Nº	In Day Time	In Time	Out Time	Pit Time	T. Pit Time	Handicap	Diff.
1	11:58:58.049	11:58:58.049	12:01:48.580	2:50.531	2:50.531		





Circuito de Madrid Jarama - RACE

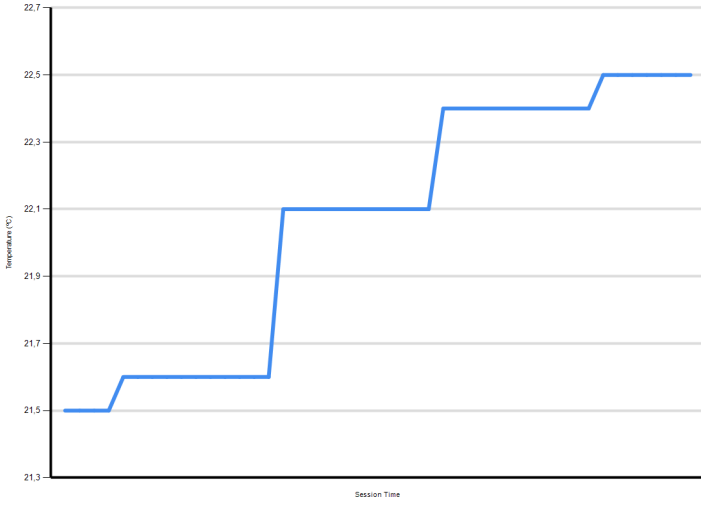
HISTORIC ENDURANCE

QUALIFYING

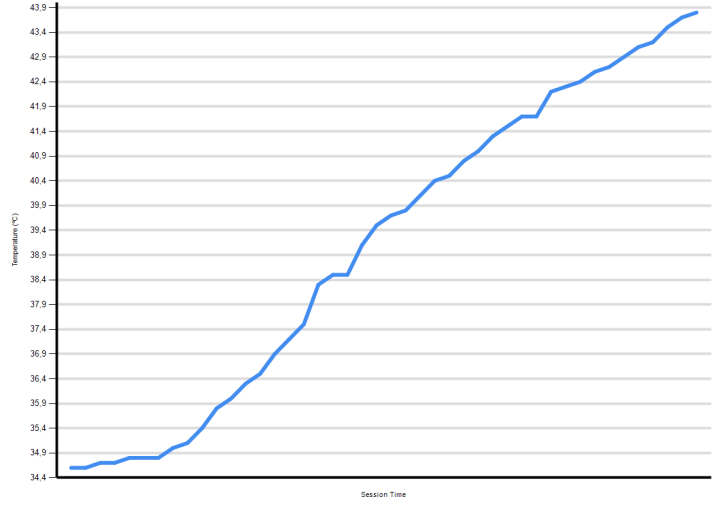
Informe Meteorológico



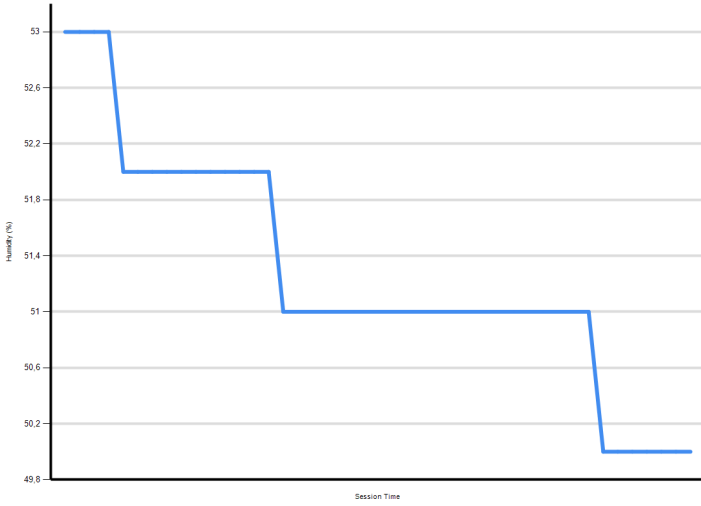
Air Temperature




Track Temperature



Humidity



Pressure



Wind Speed

