

# Circuito de Madrid Jarama - RACE

## HISTORIC ENDURANCE

### RACE 1

#### Resultados Provisionales



Cls	Nº	Entrant/Team	Driver 1	Driver 2	Vehicle	Cat	Cl	Laps	Total Time	Gap	Interval	Km/h	Best	Time	Km/h
1	84	Calvin Motors	Max Huber		Shelby Cobra 427	H-1971	1	27	51:03.975			122.1	3	1:48.438	127.8
2	60	Aurora Motorsport	Pedro Bastos Rezende		Porsche 911 3.0 RS	H-1976	1	27	52:33.905	1:29.930	1:29.930	118.6	2	1:51.709	124.0
3	7	Skualo Competicion	Jordi Puig	Paulo Lima	Ford GT 40	GTP & SC	1	27	52:42.939	1:38.964	9.034	118.3	2	1:48.878	127.2
4	273	JAC Motors Team	Laurent Jaspers		Jaguar E-Type	H-1965	1	27	52:45.692	1:41.717	2.753	118.2	17	1:52.583	123.1
5	169	HY Racing	Olivier Muytjens	Brice Pineau	Porsche 911 3.0 RS	H-1976	2	26	51:19.062	1 Lap	1 Lap	117.0	18	1:52.156	123.5
6	14	Centro Clásico	João Mira Gomes	Nuno Afoito	Lotus Seven	GTP & SC	2	25	51:27.473	2 Laps	1 Lap	112.2	10	1:55.342	120.1
7	227	Foguete Racing	Carlos Barbot	Filipe Vieira de Campos	Merlyn MK4	GTP & SC	3	25	51:48.237	2 Laps	20.764	111.4	18	1:54.937	120.5
8	213	Shelby Mustang GT 350R Team	Ernesto Silva Vieira	André Castro Pinheiro	Shelby Mustang GT350	H-1965	2	25	51:48.717	2 Laps	0.480	111.4	9	1:56.516	118.9
9	99	Aurora Motorsport	Manuel Moura Teixeira	Fernando Laranjo	Porsche 911 3.0 RS	INV *	1	25	51:58.879	2 Laps	10.162	111.0	21	1:54.559	120.9
10	29	Garagem João Gomes	Eduardo Reis		Porsche 911 2.7 RS	H-1976	3	25	52:14.559	2 Laps	15.680	110.5	25	1:59.253	116.2
11	337	Garagem João Gomes	Piero dal Maso	Guilherme dal Maso	Porsche 911 2.5 ST	H-1971	2	25	52:15.498	2 Laps	0.939	110.5	25	1:59.137	116.3
12	366	Calvin Motors	Guillaume Huber		Ford Mustang	H-1965	3	25	52:21.638	2 Laps	6.140	110.2	9	1:58.469	116.9
13	151	Clasicos Madrid	Carlos de Miquel		Elva MK7	GTP & SC	4	25	52:44.107	2 Laps	22.469	109.5	3	1:59.057	116.4
14	27	Garagem João Gomes	Lucas Gonzalez-Anleo	Jorge Lopez Atienza	Porsche 914/6	H-1971	3	25	52:53.678	2 Laps	9.571	109.1	21	1:58.460	117.0
15	174	Aurora Motorsport	António Castro Ortega	Jesus Escribano	Porsche 911 2.5 ST	H-1971	4	25	52:55.527	2 Laps	1.849	109.1	16	2:00.424	115.0
16	20	RP Motorsport / Squadra	Carlos Dias Pedro	Rafael Cerveira Pinto	Alfa Romeo GT Am	H-1971	5	24	51:16.534	3 Laps	1 Lap	108.1	11	1:59.772	115.7
17	205 *	Garagem João Gomes	Ralf Schnitzler		Datsun 240Z	H-1976	4	24	51:50.011	3 Laps	33.477	106.9	24	2:03.177	112.5
18	61	RP Motorsport	Rui Garcia		Fiat 124 Sport Coupé	H-1971	6	24	52:05.353	3 Laps	15.342	106.4	4	2:03.248	112.4
19	327	Garagem João Gomes	Nuno Nunes		Porsche 911 SWB	GDS	1	24	52:24.284	3 Laps	18.931	105.7	15	2:04.211	111.5
20	6	RP Motorsport	Filipe Carvalho	António Carmona	Ford Escort MK2 RS2000	H-1976	5	24	52:57.235	3 Laps	32.951	104.6	22	2:02.262	113.3
21	103	RP Motorsport	Luis Sousa Ribeiro		Ford Cortina Lotus	GDS	2	24	53:05.399	3 Laps	8.164	104.4	15	2:04.325	111.4
22	58	Katal Motor Sport	Javier Basagoiti	Manuel Capelo	Porsche 911 2.5 ST	H-1971	7	23	51:09.662	4 Laps	1 Lap	103.8	22	2:03.939	111.8
23	132	Curated Garage	Gerardo Garcia	Jose Antonio Zorrilla	Porsche 911 3.0 RS	H-1976	6	23	51:18.617	4 Laps	8.955	103.5	8	1:56.927	118.5
24	161	Curated Garage	Timothy Mahapatra		Jaguar E-Type SLW	H-1965	4	23	53:08.610	4 Laps	1:49.993	99.9	3	2:08.643	107.7
25	25	Aurora Motorsport	António Torres da Silva	Álvaro Rodriguez	Porsche 911 SWB	GDS	3	22	52:23.509	5 Laps	1 Lap	96.9	4	2:06.887	109.2
26	158	Martin Aubert	Martin Aubert	Pedro Moriyon	Lotus Elite	GDS	4	22	52:58.549	5 Laps	35.040	95.9	8	2:14.384	103.1
27	64	Curated Garage	José Rueda Ortiz	Pablo Rueda Muñoz	Ford Capri 2600 RS	H-1971	8	21	52:49.769	6 Laps	1 Lap	91.8	8	2:23.639	96.4
<b>Not classified: (Requirements: 75% of number laps of leader = 21 Laps)</b>															
28 *		Curated Garage	P-A Forsvall		Lotus Elan	H-1965	5	20	43:43.924	7 Laps	1 Lap	105.6	3	2:01.651	113.9
44		AECD	Francisco Serrano		Mini Cooper	GDS	5	12	31:54.119	15 Laps	8 Laps	86.8	11	2:12.501	104.6
51		RP Motorsport	Jorge Santos	Alcides Petiz	Alfa Romeo GT Am	H-1971	9	7	15:00.026	20 Laps	5 Laps	107.7	5	2:02.736	112.9
71		Calvin Motors	Ralf Huber		Chevrolet Corvette C3	H-1971	10	4	9:01.764	23 Laps	3 Laps	102.3	3	2:00.876	114.6
17		Scuderia Rey	Mathias Rey	Stephane Rey	Crossle 7S	GTP & SC	5								

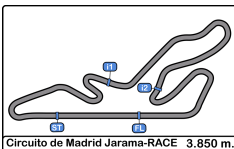
Published at:.....

Track Temp: 30.3 °C Air Temp: 29.0 °C Humidity: 29 % Track Status: SECA

Race Director:

Timekeeper:





# Circuito de Madrid Jarama - RACE

## HISTORIC ENDURANCE

### RACE 1

#### Resultados Provisionales



Cls	Nº	Entrant/Team	Driver 1	Driver 2	Vehicle	Cat	Cl	Laps	Total Time	Gap	Interval	Km/h	Best	Time	Km/h
	12	RP Motorsport	François Guerin	Alexandre Almeida	Lotus Elan +2	H-1971		11							

Fastest lap Max Huber in 1:48.438 at 127.8 Km/h in lap 3

#### \* PENALTIES

Car #26 - 25 seconds time penalty added to race time - drive through - Decision 13 - art. 14.2 RD IHE

Car #205 - 5 seconds time penalty added to race time - overtaking before the control line at start - Decision 10 - art 31.4 RDVC anexo 1

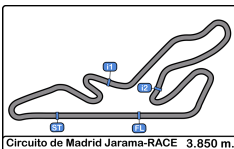
Published at:.....

Track Temp: 30.3 °C Air Temp: 29.0 °C Humidity: 29 % Track Status: SECA

Race Director:

Timekeeper:





**Circuito de Madrid Jarama - RACE**  
**HISTORIC ENDURANCE**  
**RACE 1**  
**Resultados Provisionales por Categoría**



H-1971															
Cls	Nº	Entrant/Team	Driver 1	Driver 2	Vehicle	Cat	Cl	Laps	Total Time	Gap	Interval	Km/h	Best	Time	Km/h
1	84	Calvin Motors	Max Huber		Shelby Cobra 427	H-1971	1	27	<b>51:03.975</b>			122.1	3	1:48.438	127.8
2	337	Garagem João Gomes	Piero dal Maso	Guilherme dal Maso	Porsche 911 2.5 ST	H-1971	2	25	<b>52:15.498</b>	2 Laps	2 Laps	110.5	25	1:59.137	116.3
3	27	Garagem João Gomes	Lucas Gonzalez-Anleo	Jorge Lopez Atienza	Porsche 914/6	H-1971	3	25	<b>52:53.678</b>	2 Laps	38.180	109.1	21	1:58.460	117.0
4	174	Aurora Motorsport	António Castro Ortega	Jesus Escribano	Porsche 911 2.5 ST	H-1971	4	25	<b>52:55.527</b>	2 Laps	1.849	109.1	16	2:00.424	115.0
5	20	RP Motorsport / Squadra	Carlos Dias Pedro	Rafael Cerveira Pinto	Alfa Romeo GT Am	H-1971	5	24	<b>51:16.534</b>	3 Laps	1 Lap	108.1	11	1:59.772	115.7
6	61	RP Motorsport	Rui Garcia		Fiat 124 Sport Coupé	H-1971	6	24	<b>52:05.353</b>	3 Laps	48.819	106.4	4	2:03.248	112.4
7	58	Katal Motor Sport	Javier Basagoiti	Manuel Capelo	Porsche 911 2.5 ST	H-1971	7	23	<b>51:09.662</b>	4 Laps	1 Lap	103.8	22	2:03.939	111.8
8	64	Curated Garage	José Rueda Ortiz	Pablo Rueda Muñoz	Ford Capri 2600 RS	H-1971	8	21	<b>52:49.769</b>	6 Laps	2 Laps	91.8	8	2:23.639	96.4

**Not classified: (Requirements: 75% of number laps of leader = 21 Laps)**

51	RP Motorsport	Jorge Santos	Alcides Petiz	Alfa Romeo GT Am	H-1971	9	7	<b>15:00.026</b>	20 Laps	14 Laps	107.7	5	2:02.736	112.9
71	Calvin Motors	Ralf Huber		Chevrolet Corvette C3	H-1971	10	4	<b>9:01.764</b>	23 Laps	3 Laps	102.3	3	2:00.876	114.6
12	RP Motorsport	François Guerin	Alexandre Almeida	Lotus Elan +2	H-1971	11								

H-1976															
Cls	Nº	Entrant/Team	Driver 1	Driver 2	Vehicle	Cat	Cl	Laps	Total Time	Gap	Interval	Km/h	Best	Time	Km/h
1	60	Aurora Motorsport	Pedro Bastos Rezende		Porsche 911 3.0 RS	H-1976	1	27	<b>52:33.905</b>			118.6	2	1:51.709	124.0
2	169	HY Racing	Olivier Muytjens	Brice Pineau	Porsche 911 3.0 RS	H-1976	2	26	<b>51:19.062</b>	1 Lap	1 Lap	117.0	18	1:52.156	123.5
3	29	Garagem João Gomes	Eduardo Reis		Porsche 911 2.7 RS	H-1976	3	25	<b>52:14.559</b>	2 Laps	1 Lap	110.5	25	1:59.253	116.2
4	205 *	Garagem João Gomes	Ralf Schnitzler		Datsun 240Z	H-1976	4	24	<b>51:50.011</b>	3 Laps	1 Lap	106.9	24	2:03.177	112.5
5	6	RP Motorsport	Filipe Carvalho	António Carmona	Ford Escort MK2 RS2000	H-1976	5	24	<b>52:57.235</b>	3 Laps	1:07.224	104.6	22	2:02.262	113.3
6	132	Curated Garage	Gerardo Garcia	Jose Antonio Zorrilla	Porsche 911 3.0 RS	H-1976	6	23	<b>51:18.617</b>	4 Laps	1 Lap	103.5	8	1:56.927	118.5

GTP & SC															
Cls	Nº	Entrant/Team	Driver 1	Driver 2	Vehicle	Cat	Cl	Laps	Total Time	Gap	Interval	Km/h	Best	Time	Km/h
1	7	Skualo Competicion	Jordi Puig	Paulo Lima	Ford GT 40	GTP & S	1	27	<b>52:42.939</b>			118.3	2	1:48.878	127.2
2	14	Centro Clássico	João Mira Gomes	Nuno Afoito	Lotus Seven	GTP & S	2	25	<b>51:27.473</b>	2 Laps	2 Laps	112.2	10	1:55.342	120.1
3	227	Foguete Racing	Carlos Barbot	Filipe Vieira de Campos	Merlyn MK4	GTP & S	3	25	<b>51:48.237</b>	2 Laps	20.764	111.4	18	1:54.937	120.5
4	151	Clasicos Madrid	Carlos de Miguel		Elva MK7	GTP & S	4	25	<b>52:44.107</b>	2 Laps	55.870	109.5	3	1:59.057	116.4

**Not classified: (Requirements: 75% of number laps of leader = 21 Laps)**

17	Scuderia Rey	Mathias Rey	Stephane Rey	Crossle 7S	GTP & S	5								
----	--------------	-------------	--------------	------------	---------	---	--	--	--	--	--	--	--	--

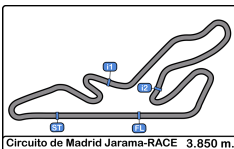
Published at:.....

Track Temp: **30.3 °C** Air Temp: **29.0 °C** Humidity: **29 %** Track Status: **SECA**

Race Director:

Timekeeper:





**Circuito de Madrid Jarama - RACE**  
**HISTORIC ENDURANCE**  
**RACE 1**  
**Resultados Provisionales por Categoría**



H-1965														
Cls	Nº	Entrant/Team	Driver 1	Driver 2	Vehicle	Cat	Cl	Laps	Total Time	Gap	Interval	Km/h	Best Time	Km/h
1	273	JAC Motors Team	Laurent Jaspers		Jaguar E-Type	H-1965	1	27	<b>52:45.692</b>			118.2	17	1:52.583 123.1
2	213	Shelby Mustang GT 350R Team	Ernesto Silva Vieira	André Castro Pinheiro	Shelby Mustang GT350	H-1965	2	25	<b>51:48.717</b>	2 Laps	2 Laps	111.4	9	1:56.516 118.9
3	366	Calvin Motors	Guillaume Huber		Ford Mustang	H-1965	3	25	<b>52:21.638</b>	2 Laps	32.921	110.2	9	1:58.469 116.9
4	161	Curated Garage	Timothy Mahapatra		Jaguar E-Type SLW	H-1965	4	23	<b>53:08.610</b>	4 Laps	2 Laps	99.9	3	2:08.643 107.7
<b>Not classified: (Requirements: 75% of number laps of leader = 21 Laps)</b>														
	28 *	Curated Garage	P-A Forsvall		Lotus Elan	H-1965	5	20	<b>43:43.924</b>	7 Laps	3 Laps	105.6	3	2:01.651 113.9

INV *														
Cls	Nº	Entrant/Team	Driver 1	Driver 2	Vehicle	Cat	Cl	Laps	Total Time	Gap	Interval	Km/h	Best Time	Km/h
1	99	Aurora Motorsport	Manuel Moura Teixeira	Fernando Laranjo	Porsche 911 3.0 RS	INV *	1	25	<b>51:58.879</b>			111.0	21	1:54.559 120.9

GDS														
Cls	Nº	Entrant/Team	Driver 1	Driver 2	Vehicle	Cat	Cl	Laps	Total Time	Gap	Interval	Km/h	Best Time	Km/h
1	327	Garagem João Gomes	Nuno Nunes		Porsche 911 SWB	GDS	1	24	<b>52:24.284</b>			105.7	15	2:04.211 111.5
2	103	RP Motorsport	Luis Sousa Ribeiro		Ford Cortina Lotus	GDS	2	24	<b>53:05.399</b>	41.115	41.115	104.4	15	2:04.325 111.4
3	25	Aurora Motorsport	António Torres da Silva	Álvaro Rodriguez	Porsche 911 SWB	GDS	3	22	<b>52:23.509</b>	2 Laps	2 Laps	96.9	4	2:06.887 109.2
4	158	Martin Aubert	Martin Aubert	Pedro Moriyon	Lotus Elite	GDS	4	22	<b>52:58.549</b>	2 Laps	35.040	95.9	8	2:14.384 103.1
<b>Not classified: (Requirements: 75% of number laps of leader = 21 Laps)</b>														
	44	AECD	Francisco Serrano		Mini Cooper	GDS	5	12	<b>31:54.119</b>	12 Laps	10 Laps	86.8	11	2:12.501 104.6

Fastest lap Max Huber in 1:48.438 at 127.8 Km/h in lap 3

**\* PENALTIES**

Car #26 - 25 seconds time penalty added to race time - drive through - Decision 13 - art. 14.2 RD IHE

Car #205 - 5 seconds time penalty added to race time - overtaking before the control line at start - Decision 10 - art 31.4 RDVC anexo 1

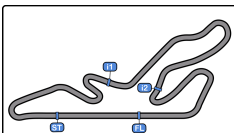
Published at:.....

Track Temp: **30.3 °C** Air Temp: **29.0 °C** Humidity: **29 %** Track Status: **SECA**

Race Director:

Timekeeper:





# Circuito de Madrid Jarama - RACE

## HISTORIC ENDURANCE

### RACE 1

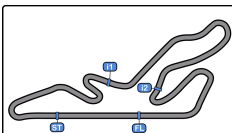
#### Clasificación Provisional por Vuelta Rápida de Piloto



Circuito de Madrid Jarama-RACE 3.850 m.

Clas	Nº	Entrant/Team	Vehicle	Driver	Status	Cat	Clas	Laps	Best	Time	Gap	Interval	Km/h
1	84	Calvin Motors	Shelbv Cobra 427	Max Huber		H-1971	1	6	3	1:48.438			127.8
2	84	Calvin Motors	Shelbv Cobra 427	Max Huber		H-1971	2	21	8	1:48.779	0.341	0.341	127.4
3	7	Skualo Competicion	Ford GT 40	Jordi Puig		GTP &	1	6	2	1:48.878	0.440	0.099	127.2
4	7	Skualo Competicion	Ford GT 40	Puig - Lima		GTP &	2	21	5	1:49.240	0.802	0.362	126.8
5	60	Aurora Motorsport	Porsche 911 3.0 RS	Pedro Bastos Rezende		H-1976	1	6	2	1:51.709	3.271	2.469	124.0
6	60	Aurora Motorsport	Porsche 911 3.0 RS	Pedro Bastos Rezende		H-1976	2	21	16	1:51.714	3.276	0.005	124.0
7	169	HY Racina	Porsche 911 3.0 RS	Muvtiens - Pineau		H-1976	3	20	12	1:52.156	3.718	0.442	123.5
8	273	JAC Motors Team	Jaquar E-Type	Laurent Jaspers		H-1965	1	21	11	1:52.583	4.145	0.427	123.1
9	273	JAC Motors Team	Jaquar E-Type	Laurent Jaspers		H-1965	2	6	6	1:52.800	4.362	0.217	122.8
10	99	Aurora Motorsport	Porsche 911 3.0 RS	Moura Teixeira - Laranio		INV *	1	20	16	1:54.559	6.121	1.759	120.9
11	169	HY Racina	Porsche 911 3.0 RS	Olivier Muvtiens		H-1976	4	6	3	1:54.925	6.487	0.366	120.6
12	227	Foquete Racina	Merlyn MK4	Barbot - Vieira de Campos		GTP &	3	19	12	1:54.937	6.499	0.012	120.5
13	14	Centro Clássico	Lotus Seven	Mira Gomes - Afoito		GTP &	4	19	4	1:55.342	6.904	0.405	120.1
14	14	Centro Clássico	Lotus Seven	João Mira Gomes		GTP &	5	6	3	1:55.899	7.461	0.557	119.5
15	213	Shelbv Mustang GT 350R Team	Shelbv Mustang GT350	Silva Vieira - Castro Pinheiro		H-1965	3	20	4	1:56.516	8.078	0.617	118.9
16	132	Curated Garage	Porsche 911 3.0 RS	Garcia - Antonio Zorrilla		H-1976	5	18	3	1:56.927	8.489	0.411	118.5
17	213	Shelbv Mustang GT 350R Team	Shelbv Mustang GT350	Ernesto Silva Vieira		H-1965	4	5	4	1:57.788	9.350	0.861	117.6
18	227	Foquete Racina	Merlyn MK4	Carlos Barbot		GTP &	6	6	5	1:58.065	9.627	0.277	117.3
19	27	Garaem João Gomes	Porsche 914/6	Gonzalez-Anleo - Lopez Atienza		H-1971	3	20	16	1:58.460	10.022	0.395	117.0
20	366	Calvin Motors	Ford Mustang	Guillaume Huber		H-1965	5	20	4	1:58.469	10.031	0.009	116.9
21	132	Curated Garage	Porsche 911 3.0 RS	Gerardo Garcia		H-1976	6	5	3	1:58.948	10.510	0.479	116.5
22	151	Clasicos Madrid	Elva MK7	Carlos de Miquel		GTP &	7	5	3	1:59.057	10.619	0.109	116.4
23	337	Garaem João Gomes	Porsche 911 2.5 ST	dal Maso - dal Maso		H-1971	4	20	20	1:59.137	10.699	0.080	116.3
24	29	Garaem João Gomes	Porsche 911 2.7 RS	Eduardo Reis		H-1976	7	20	20	1:59.253	10.815	0.116	116.2
25	151	Clasicos Madrid	Elva MK7	Carlos de Miquel		GTP &	8	20	3	1:59.301	10.863	0.048	116.1
26	366	Calvin Motors	Ford Mustang	Guillaume Huber		H-1965	6	5	5	1:59.675	11.237	0.374	115.8
27	20	RP Motorsport / Squadra	Alfa Romeo GT Am	Dias Pedro - Cerveira Pinto		H-1971	5	19	6	1:59.772	11.334	0.097	115.7
28	337	Garaem João Gomes	Porsche 911 2.5 ST	Piero dal Maso		H-1971	6	5	5	2:00.100	11.662	0.328	115.4
29	174	Aurora Motorsport	Porsche 911 2.5 ST	Castro Ortega - Escribano		H-1971	7	20	11	2:00.424	11.986	0.324	115.0
30	71	Calvin Motors	Chevrolet Corvette C3	Ralf Huber		H-1971	8	4	3	2:00.876	12.438	0.452	114.6
31	99	Aurora Motorsport	Porsche 911 3.0 RS	Manuel Moura Teixeira		INV *	2	5	2	2:01.001	12.563	0.125	114.5
32	20	RP Motorsport / Squadra	Alfa Romeo GT Am	Carlos Dias Pedro		H-1971	9	5	5	2:01.186	12.748	0.185	114.3
33	29	Garaem João Gomes	Porsche 911 2.7 RS	Eduardo Reis		H-1976	8	5	5	2:01.497	13.059	0.311	114.0
34	28	Curated Garage	Lotus Elan	P-A Forsvall		H-1965	7	5	3	2:01.651	13.213	0.154	113.9
35	6	RP Motorsport	Ford Escort MK2 RS2000	Carvalho - Carmona		H-1976	9	19	17	2:02.262	13.824	0.611	113.3
36	51	RP Motorsport	Alfa Romeo GT Am	Jorge Santos		H-1971	10	5	5	2:02.736	14.298	0.474	112.9
37	174	Aurora Motorsport	Porsche 911 2.5 ST	António Castro Ortega		H-1971	11	5	2	2:02.848	14.410	0.112	112.8
38	205	Garaem João Gomes	Datsun 240Z	Ralf Schnitzler		H-1976	10	19	19	2:03.177	14.739	0.329	112.5





# Circuito de Madrid Jarama - RACE

## HISTORIC ENDURANCE

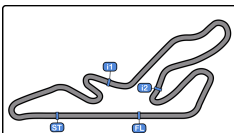
### RACE 1

#### Clasificación Provisional por Vuelta Rápida de Piloto



Clas	Nº	Entrant/Team	Vehicle	Driver	Status	Cat	Clas	Laps	Best	Time	Gap	Interval	Km/h
39	61	RP Motorsport	Fiat 124 Sport Coupé	Rui Garcia		H-1971	12	5	4	2:03.248	14.810	0.071	112.4
40	28	Curated Garage	Lotus Elan	P-A Forsvall		H-1965	8	15	12	2:03.630	15.192	0.382	112.1
41	205	Garaçem João Gomes	Datsun 240Z	Ralf Schnitzler		H-1976	11	5	2	2:03.638	15.200	0.008	112.1
42	58	Katal Motor Sport	Porsche 911 2.5 ST	Basaçoiiti - Capelo		H-1971	13	18	17	2:03.939	15.501	0.301	111.8
43	327	Garaçem João Gomes	Porsche 911 SWB	Nuno Nunes		GDS	1	19	10	2:04.211	15.773	0.272	111.5
44	103	RP Motorsport	Ford Cortina Lotus	Luis Sousa Ribeiro		GDS	2	19	10	2:04.325	15.887	0.114	111.4
45	61	RP Motorsport	Fiat 124 Sport Coupé	Rui Garcia		H-1971	14	19	17	2:04.894	16.456	0.569	110.9
46	103	RP Motorsport	Ford Cortina Lotus	Luis Sousa Ribeiro		GDS	3	5	5	2:05.784	17.346	0.890	110.1
47	27	Garaçem João Gomes	Porsche 914/6	Lucas Gonzalez-Anleo		H-1971	15	5	5	2:06.121	17.683	0.337	109.8
48	327	Garaçem João Gomes	Porsche 911 SWB	Nuno Nunes		GDS	4	5	5	2:06.657	18.219	0.536	109.4
49	25	Aurora Motorsport	Porsche 911 SWB	António Torres da Silva		GDS	5	5	4	2:06.887	18.449	0.230	109.2
50	161	Curated Garage	Jaquar E-Type SLW	Timothy Mahapatra		H-1965	9	5	3	2:08.643	20.205	1.756	107.7
51	58	Katal Motor Sport	Porsche 911 2.5 ST	Javier Basaçoiiti		H-1971	16	5	4	2:09.701	21.263	1.058	106.8
52	6	RP Motorsport	Ford Escort MK2 RS2000	Filipe Carvalho		H-1976	12	5	4	2:09.907	21.469	0.206	106.6
53	161	Curated Garage	Jaquar E-Type SLW	Timothy Mahapatra		H-1965	10	18	4	2:11.034	22.596	1.127	105.7
54	44	AECD	Mini Cooper	Francisco Serrano		GDS	6	8	7	2:12.501	24.063	1.467	104.6
55	25	Aurora Motorsport	Porsche 911 SWB	Torres da Silva - Rodriquez		GDS	7	17	5	2:13.530	25.092	1.029	103.7
56	44	AECD	Mini Cooper	Francisco Serrano		GDS	8	4	3	2:13.795	25.357	0.265	103.5
57	51	RP Motorsport	Alfa Romeo GT Am	Santos - Petiz		H-1971	17	2	2	2:14.006	25.568	0.211	103.4
58	158	Martin Aubert	Lotus Elite	Aubert - Morivon		GDS	9	18	4	2:14.384	25.946	0.378	103.1
59	158	Martin Aubert	Lotus Elite	Martin Aubert		GDS	10	4	4	2:19.580	31.142	5.196	99.2
60	64	Curated Garage	Ford Capri 2600 RS	Rueda Ortiz - Rueda Muñoz		H-1971	18	17	4	2:23.639	35.201	4.059	96.4
61	64	Curated Garage	Ford Capri 2600 RS	José Rueda Ortiz		H-1971	19	4	4	2:25.089	36.651	1.450	95.5





# Circuito de Madrid Jarama - RACE

## HISTORIC ENDURANCE

### RACE 1

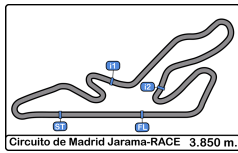
#### Distancia y Velocidad Media

Circuito de Madrid Jarama-RACE 3.850 m.



Cls	Nº	Entrant/Team	Driver 1	Driver 2	Vehicle	Cat	Cls	Laps	Distance	Total Time	Km/h
1	84	Calvin Motors	Max Huber		Shelby Cobra 427	H-1971	1	27	103.95	51:03.975	122.1
2	60	Aurora Motorsport	Pedro Bastos Rezende		Porsche 911 3.0 RS	H-1976	1	27	103.95	52:33.905	118.6
3	7	Skualo Competicion	Jordi Puig	Paulo Lima	Ford GT 40	GTP & S	1	27	103.95	52:42.939	118.3
4	273	JAC Motors Team	Laurent Jaspers		Jaguar E-Type	H-1965	1	27	103.95	52:45.692	118.2
5	169	HY Racing	Olivier Muytjens	Brice Pineau	Porsche 911 3.0 RS	H-1976	2	26	100.10	51:19.062	117.0
6	14	Centro Clássico	João Mira Gomes	Nuno Afoito	Lotus Seven	GTP & S	2	25	96.25	51:27.473	112.2
7	227	Foguete Racing	Carlos Barbot	Filipe Vieira de Campos	Merlyn MK4	GTP & S	3	25	96.25	51:48.237	111.4
8	213	Shelby Mustang GT 350R Team	Ernesto Silva Vieira	André Castro Pinheiro	Shelby Mustang GT350	H-1965	2	25	96.25	51:48.717	111.4
9	99	Aurora Motorsport	Manuel Moura Teixeira	Fernando Laranjo	Porsche 911 3.0 RS	INV *	1	25	96.25	51:58.879	111.0
10	29	Garagem João Gomes	Eduardo Reis		Porsche 911 2.7 RS	H-1976	3	25	96.25	52:14.559	110.5
11	337	Garagem João Gomes	Piero dal Maso	Guilherme dal Maso	Porsche 911 2.5 ST	H-1971	2	25	96.25	52:15.498	110.5
12	366	Calvin Motors	Guillaume Huber		Ford Mustang	H-1965	3	25	96.25	52:21.638	110.2
13	151	Clasicos Madrid	Carlos de Miguel		Elva MK7	GTP & S	4	25	96.25	52:44.107	109.5
14	27	Garagem João Gomes	Lucas Gonzalez-Anleo	Jorge Lopez Atienza	Porsche 914/6	H-1971	3	25	96.25	52:53.678	109.1
15	174	Aurora Motorsport	António Castro Ortega	Jesus Escribano	Porsche 911 2.5 ST	H-1971	4	25	96.25	52:55.527	109.1
16	20	RP Motorsport / Squadra	Carlos Dias Pedro	Rafael Cerveira Pinto	Alfa Romeo GT Am	H-1971	5	24	92.40	51:16.534	108.1
17	205	Garagem João Gomes	Ralf Schnitzler		Datsun 240Z	H-1976	4	24	92.40	51:50.011	106.9
18	61	RP Motorsport	Rui Garcia		Fiat 124 Sport Coupé	H-1971	6	24	92.40	52:05.353	106.4
19	327	Garagem João Gomes	Nuno Nunes		Porsche 911 SWB	GDS	1	24	92.40	52:24.284	105.7
20	6	RP Motorsport	Filipe Carvalho	António Carmona	Ford Escort MK2 RS2000	H-1976	5	24	92.40	52:57.235	104.6
21	103	RP Motorsport	Luis Sousa Ribeiro		Ford Cortina Lotus	GDS	2	24	92.40	53:05.399	104.4
22	58	Katal Motor Sport	Javier Basagoiti	Manuel Capelo	Porsche 911 2.5 ST	H-1971	7	23	88.55	51:09.662	103.8
23	132	Curated Garage	Gerardo Garcia	Jose Antonio Zorrilla	Porsche 911 3.0 RS	H-1976	6	23	88.55	51:18.617	103.5
24	161	Curated Garage	Timothy Mahapatra		Jaguar E-Type SLW	H-1965	4	23	88.55	53:08.610	99.9
25	25	Aurora Motorsport	António Torres da Silva	Álvaro Rodriguez	Porsche 911 SWB	GDS	3	22	84.70	52:23.509	96.9
26	158	Martin Aubert	Martin Aubert	Pedro Moriyon	Lotus Elite	GDS	4	22	84.70	52:58.549	95.9
27	64	Curated Garage	José Rueda Ortiz	Pablo Rueda Muñoz	Ford Capri 2600 RS	H-1971	8	21	80.85	52:49.769	91.8
<b>Not classified: (Requirements: 75% of number laps of leader = 21 Laps)</b>											
28		Curated Garage	P-A Forsvall		Lotus Elan	H-1965	5	20	77.00	43:43.924	105.6
44		AECD	Francisco Serrano		Mini Cooper	GDS	5	12	46.20	31:54.119	86.8
51		RP Motorsport	Jorge Santos	Alcides Petiz	Alfa Romeo GT Am	H-1971	9	7	26.95	15:00.026	107.7
71		Calvin Motors	Ralf Huber		Chevrolet Corvette C3	H-1971	10	4	15.40	9:01.764	102.3
17		Scuderia Rey	Mathias Rey	Stephane Rey	Crossle 7S	GTP & S	5				
12		RP Motorsport	François Guerin	Alexandre Almeida	Lotus Elan +2	H-1971	11				





# Circuito de Madrid Jarama - RACE

## HISTORIC ENDURANCE

### RACE 1

#### Tiempos Por Vuelta



6

Filipe Carvalho

Ford Escort MK2 RS2000

14

João Mira Gomes

Lotus Seven

H-1976

António Carmona

RP Motorsport

GTP & SC

Nuno Afoito

Centro Clássico

Lap	D	Time	Sector 1	Sector 2	Sector 3	T. Spd	Elapsed	Lap	D	Time	Sector 1	Sector 2	Sector 3	T. Spd	Elapsed
1	1	2:28.468	1:02.050	47.668	38.750	148.7	2:28.468	1	1	2:02.788	51.321	39.379	32.088	174.7	2:02.788
2	1	2:13.690	51.619	45.056	37.015	173.9	4:42.158	2	1	1:57.633	44.363	40.328	32.942	197.4	4:00.421
3	1	2:11.260	49.347	45.023	36.890	173.6	6:53.418	3	1	1:55.899	44.490	39.004	32.405	187.5	5:56.320
4	1	2:09.907	48.775	44.488	36.644	181.2	9:03.325	4	1	1:56.300	44.472	39.434	32.394	185.2	7:52.620
5	1	2:10.778	49.414	44.524	36.840	175.3	11:14.103	5	1	1:56.556	44.620	39.218	32.718	185.8	9:49.176
6		2:12.559	51.991	44.346	36.222	143.6	13:26.662	6	1	1:56.661	44.811	39.363	32.487	187.1	11:45.837
7		2:09.662	48.716	44.262	36.684	170.3	15:36.324	7		1:57.015	44.272	40.133	32.610	196.7	13:42.852
8		2:08.665	48.790	44.015	35.860	176.7	17:44.989	8		1:56.277	44.689	38.839	32.749	192.8	15:39.129
9		2:14.464	51.646	46.288	36.530	185.5	19:59.453	9		1:57.216	45.178	39.835	32.203	180.0	17:36.345
10		2:09.931	48.468	44.744	36.719	182.1	22:09.384	10		1:55.342	44.593	38.562	32.187	197.0	19:31.687
11		2:09.872	48.656	45.073	36.143	176.7	24:19.256	11		1:56.016	43.895	39.219	32.902	191.4	21:27.703
12		2:19.474 P	49.858	44.320	45.296	175.6	26:38.730	12		1:57.065	45.084	39.130	32.851	193.8	23:24.768
13		3:25.577	2:06.928	43.294	35.355	83.0	30:04.307	13		1:59.424	45.757	40.344	33.323	179.4	25:24.192
14		2:08.216	48.001	43.880	36.335	181.2	32:12.523	14		2:06.044 P	45.948	39.908	40.188	181.2	27:30.236
15		2:05.359	48.165	41.782	35.412	181.5	34:17.882	15		3:23.143	2:07.732	41.239	34.172	87.8	30:53.379
16		2:05.302	47.890	41.967	35.445	184.9	36:23.184	16		2:02.057	47.063	40.744	34.250	171.7	32:55.436
17		2:07.514	50.059	42.603	34.852	171.4	38:30.698	17		2:03.001	46.986	41.811	34.204	176.1	34:58.437
18		2:03.010	47.004	41.482	34.524	187.1	40:33.708	18		2:03.868	47.664	41.064	35.140	175.8	37:02.305
19		2:02.424	46.915	41.075	34.434	181.5	42:36.132	19		2:03.388	47.495	41.522	34.371	179.4	39:05.693
20		2:04.064	46.628	41.544	35.892	183.6	44:40.196	20		2:03.308	47.219	41.271	34.818	180.6	41:09.001
21		2:03.946	47.282	41.301	35.363	183.6	46:44.142	21		2:03.400	47.320	41.233	34.847	179.7	43:12.401
22		2:02.262	46.879	41.139	34.244	199.2	48:46.404	22		2:04.144	47.225	42.199	34.720	178.2	45:16.545
23		2:07.636	47.012	43.411	37.213	194.2	50:54.400	23		2:03.806	47.572	41.109	35.125	178.8	47:20.351
24		2:03.195	47.746	40.828	34.621		52:57.235	24		2:03.588	47.997	41.176	34.415	176.1	49:23.939
25								25		2:03.534	48.155	41.050	34.329	162.4	51:27.473

7

Jordi Puig

Ford GT 40

20

Carlos Dias Pedro

Alfa Romeo GT Am

GTP & SC

Paulo Lima

Skualo Competicion

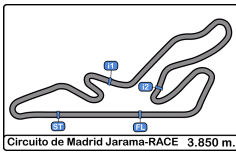
H-1971

Rafael Cerveira Pinto

RP Motorsport / Squadra

Lap	D	Time	Sector 1	Sector 2	Sector 3	T. Spd	Elapsed	Lap	D	Time	Sector 1	Sector 2	Sector 3	T. Spd	Elapsed
1	1	1:54.662	46.960	36.636	31.066	191.4	1:54.662	1	1	2:14.851	58.642	41.590	34.619	145.3	2:14.851
2	1	1:48.878	42.152	36.221	30.505	214.7	3:43.540	2	1	2:02.638	47.313	40.865	34.460	174.4	4:17.489
3	1	1:49.573	42.075	36.862	30.636	190.4	5:33.113	3	1	2:03.177	47.618	41.015	34.544	184.3	6:20.666
4	1	1:49.750	42.392	36.450	30.908	186.5	7:22.863	4	1	2:04.398	48.490	41.943	33.965	191.4	8:25.064
5	1	1:49.819	42.420	36.270	31.129	177.9	9:12.682	5	1	2:01.186	46.138	40.647	34.401	185.5	10:26.250
6	1	1:49.966	42.272	36.744	30.950	182.7	11:02.648	6		2:01.485	46.746	40.800	33.939	179.7	12:27.735
7		1:49.595	42.293	36.654	30.648	196.7	12:52.243	7		2:02.787	47.885	41.231	33.671	179.1	14:30.522
8		1:51.355	42.131	36.505	32.719	196.3	16:33.519	8		2:01.653	46.887	40.241	34.525	178.5	16:32.175
9		1:49.304	42.003	36.713	30.588	211.3	18:22.823	9		2:00.552	46.036	40.629	33.887	187.1	18:32.727
10		1:49.240	42.095	36.633	30.512	203.7	20:12.063	10		1:59.920	46.147	40.145	33.628	177.6	20:32.647
11		1:49.446	41.988	36.560	30.898	190.1	22:01.509	11		1:59.772	45.958	40.338	33.476	183.0	22:32.419
12		1:50.537	41.929	37.850	30.758	199.6	23:52.046	12		2:01.456	46.694	40.663	34.099	176.7	24:33.875
13		1:55.738 P	42.005	37.045	36.688	193.2	25:47.784	13		2:12.772 P	46.607	40.915	45.250	177.6	26:46.647
14		3:41.131	2:30.638	39.198	31.295	98.0	29:28.915	14		3:32.409	2:12.129	44.322	35.958	77.1	30:19.056
15		1:52.986	43.460	37.686	31.840	184.9	31:21.901	15		2:07.526	48.618	43.744	35.164	175.0	32:26.582
16		1:52.042	42.900	37.586	31.556	184.9	33:13.943	16		2:08.088	48.369	42.809	36.910	183.0	34:34.670
17		1:53.089	42.738	39.245	31.106	189.8	35:07.032	17		2:05.851	48.848	42.200	34.803	175.3	36:40.521
18		1:52.442	43.450	37.520	31.472	183.6	36:59.474	18		2:04.776	47.580	42.051	35.145	176.7	38:45.297
19		1:55.447	42.901	38.323	34.223	199.2	38:54.921	19		2:05.366	47.559	42.398	35.409	187.1	40:50.663
20		1:53.465	44.183	37.884	31.398	167.7	40:48.386	20		2:05.329	47.971	41.963	35.395	186.5	42:55.992
21		1:53.476	44.260	37.662	31.554	180.0	42:41.862	21		2:05.186	48.274	42.120	34.792	173.9	45:01.178
22		2:03.308 P	44.685	39.124	39.499	159.5	44:45.170	22		2:05.924	48.243	42.457	35.224	175.8	47:07.102
23		2:16.934	1:07.459	37.608	31.867	101.2	47:02.104	23		2:04.397	47.728	41.906	34.763	178.5	49:11.499
24		1:53.251	43.796	38.021	31.434	173.9	48:55.355	24		2:05.035	47.801	42.053	35.181	174.7	51:16.534
25		1:53.819	43.387	38.404	32.028	182.4	50:49.174								
26		1:53.765	43.791	38.048	31.926	174.1	52:42.939								
27															





# Circuito de Madrid Jarama - RACE

## HISTORIC ENDURANCE

### RACE 1

#### Tiempos Por Vuelta



25

António Torres da Silva

Porsche 911 SWB

28

P-A Forsvall

Lotus Elan

GDS

Álvaro Rodriguez

Aurora Motorsport

H-1965

Curated Garage

Lap	D	Time	Sector 1	Sector 2	Sector 3	T. Spd	Elapsed	Lap	D	Time	Sector 1	Sector 2	Sector 3	T. Spd	Elapsed
1	1	2:24.791	1:03.954	44.760	36.077	151.8	2:24.791	1	1	2:20.606	1:00.122	44.244	36.240	145.5	2:20.606
2	1	2:07.428	48.003	43.505	35.920	164.3	4:32.219	2	1	2:03.247	47.194	41.595	34.458	178.5	4:23.853
3	1	2:07.436	48.494	43.589	35.353	167.7	6:39.655	3	1	2:01.651	46.490	41.105	34.056	178.2	6:25.504
4	1	2:06.887	48.087	43.180	35.620	172.2	8:46.542	4	1	2:04.730	47.477	42.771	34.482	186.8	8:30.234
5	1	2:08.217	48.680	43.761	35.776	175.0	10:54.759	5	1	2:04.521	47.307	42.292	34.922	177.3	10:34.755
6		2:08.840	48.811	43.584	36.445	169.2	13:03.599	6		2:03.378	46.822	42.113	34.443	189.4	12:38.133
7		2:14.339	51.893	45.062	37.384	161.9	15:17.938	7		2:04.262	47.292	42.029	34.941	177.9	14:42.395
8		2:13.854	51.300	44.608	37.946	148.5	17:31.792	8		2:04.569	47.395	42.075	35.099	177.9	16:46.964
9		2:13.948	51.697	44.860	37.391	148.3	19:45.740	9		2:04.235	47.318	41.813	35.104	180.9	18:51.199
10		2:13.530	51.451	44.733	37.346	159.0	21:59.270	10		2:04.851	47.406	42.332	35.113	188.8	20:56.050
11		2:17.060	54.500	45.376	37.184	134.4	24:16.330	11		2:11.905 P	46.834	41.526	43.545	179.1	23:07.955
12		2:17.588	52.274	47.260	38.054	154.2	26:33.918	12		3:29.443	2:09.714	43.419	36.310	94.5	26:37.398
13		2:24.321 P	51.762	46.578	45.981	147.1	28:58.239	13		2:06.669	48.640	42.673	35.356	176.4	28:44.067
14		3:57.734	2:26.402	49.851	41.481	67.7	32:55.973	14		2:05.850	48.438	42.207	35.205	162.6	30:49.917
15		2:24.744	54.308	49.312	41.124	161.4	35:20.717	15		2:05.287	47.438	42.077	35.772	183.0	32:55.204
16		2:22.145	53.694	48.070	40.381	164.8	37:42.862	16		2:05.217	48.026	42.135	35.056	170.8	35:00.421
17		2:19.790	52.006	47.947	39.837	156.7	40:02.652	17		2:03.630	47.003	42.170	34.457	173.9	37:04.051
18		2:21.529	52.292	49.038	40.199	167.7	42:24.181	18		2:04.389	46.982	42.672	34.735	185.8	39:08.440
19		2:21.052	52.190	48.720	40.142	166.9	44:45.233	19		2:05.282	46.781	43.362	35.139	183.0	41:13.722
20		2:28.981	56.077	51.502	41.402	163.6	47:14.214	20		2:04.202	46.832	42.061	35.309	182.4	43:17.924
21		2:32.471	56.097	52.862	43.512	160.2	49:46.685	21			47.414	41.331			171.7
22		2:36.824	58.218	54.484	44.122	132.3	52:23.509								

27

Lucas Gonzalez-Anleo

Porsche 914/6

29

Eduardo Reis

Porsche 911 2.7 RS

H-1971

Jorge Lopez Atienza

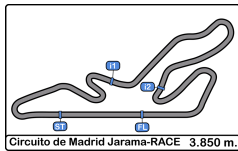
Garagem João Gomes

H-1976

Garagem João Gomes

Lap	D	Time	Sector 1	Sector 2	Sector 3	T. Spd	Elapsed	Lap	D	Time	Sector 1	Sector 2	Sector 3	T. Spd	Elapsed
1	1	2:20.799	59.109	44.597	37.093	148.1	2:20.799	1	1	2:13.100	56.909	41.791	34.400	145.1	2:13.100
2	1	2:12.766	49.758	45.738	37.270	171.1	4:33.565	2	1	2:01.939	46.488	41.344	34.107	188.4	4:15.039
3	1	2:09.229	49.833	43.143	36.253	171.7	6:42.794	3	1	2:01.897	46.318	41.466	34.113	188.1	6:16.936
4	1	2:07.580	48.707	42.830	36.043	182.4	8:50.374	4	1	2:01.660	46.368	41.152	34.140	190.4	8:18.596
5	1	2:06.121	48.485	42.288	35.348	181.8	10:56.495	5	1	2:01.497	46.135	41.350	34.012	184.6	10:20.093
6		2:07.917	49.760	42.630	35.527	166.6	13:04.412	6		2:01.524	46.345	41.078	34.101	186.2	12:21.617
7		2:08.124	49.806	42.931	35.387	175.0	15:12.536	7		2:00.055	45.490	40.809	33.756	192.5	14:21.672
8		2:05.047	47.268	41.884	35.895	183.9	17:17.583	8		2:01.618	46.386	41.808	33.424	192.5	16:23.290
9		2:05.213	47.650	42.406	35.157	185.8	19:22.796	9		2:01.667	46.609	41.210	33.848	167.9	18:24.957
10		2:14.869 P	47.922	43.015	43.932	184.3	21:37.665	10		2:03.333	47.181	42.293	33.859	170.8	20:28.290
11		3:22.527	2:08.235	40.649	33.643	95.7	25:00.192	11		2:01.688	46.512	41.296	33.880	181.2	22:29.978
12		2:00.825	46.744	40.472	33.609	179.7	27:01.017	12		2:01.281	46.731	40.940	33.610	166.9	24:31.259
13		2:00.049	46.101	40.411	33.537	187.8	29:01.066	13		2:03.920	47.553	41.247	35.120	166.1	26:35.179
14		2:00.047	45.833	40.805	33.409	186.8	31:01.113	14		2:05.728 P	45.592	40.191	39.945	190.8	28:40.907
15		1:59.477	45.987	40.162	33.328	183.9	33:00.590	15		3:28.559	2:11.855	42.528	34.176	95.4	32:09.466
16		1:58.957	45.754	40.066	33.137	189.1	34:59.547	16		2:01.566	46.123	41.344	34.099	191.1	34:11.032
17		1:59.453	45.678	40.231	33.544	192.1	36:59.000	17		1:59.834	45.902	40.326	33.606	194.9	36:10.866
18		2:00.004	45.868	40.145	33.991	190.4	38:59.004	18		2:00.627	45.542	41.240	33.845	200.3	38:11.493
19		1:59.439	45.987	40.200	33.252	187.5	40:58.443	19		1:59.825	45.636	40.337	33.852	200.0	40:11.318
20		1:59.344	46.142	39.960	33.242	183.6	42:57.787	20		2:00.242	45.521	40.533	34.188	200.0	42:11.560
21		1:58.460	45.293	39.891	33.276	192.8	44:56.247	21		2:00.599	46.060	40.603	33.936	197.0	44:12.159
22		1:59.606	46.244	40.065	33.297	183.9	46:55.853	22		2:00.211	45.889	40.985	33.337	196.3	46:12.370
23		1:59.049	45.837	40.152	33.060	186.2	48:54.902	23		2:00.502	46.000	40.894	33.608	184.6	48:12.872
24		1:59.166	45.641	40.168	33.357	186.2	50:54.068	24		2:02.434	47.419	41.427	33.588	180.6	50:15.306
25		1:59.610	45.543	40.592	33.475	190.1	52:53.678	25		1:59.253	45.435	40.286	33.532	198.1	52:14.559





# Circuito de Madrid Jarama - RACE

## HISTORIC ENDURANCE

### RACE 1

#### Tiempos Por Vuelta



44

Francisco Serrano

Mini Cooper 60

Pedro Bastos Rezende

Porsche 911 3.0 RS

GDS

AECD

H-1976

Aurora Motorsport

Lap	D	Time	Sector 1	Sector 2	Sector 3	T. Spd	Elapsed	Lap	D	Time	Sector 1	Sector 2	Sector 3	T. Spd	Elapsed
1	1	2:29.788	1:05.045	47.398	37.345	149.5	2:29.788	1	1	1:54.422	46.040	37.087	31.295	188.4	1:54.422
2	1	2:14.398	50.570	45.623	38.205	164.8	4:44.186	2	1	1:51.709	42.898	37.238	31.573	206.8	3:46.131
3	1	2:13.795	51.144	45.448	37.203	141.9	6:57.981	3	1	1:51.920	42.730	37.695	31.495	206.5	5:38.051
4	1	2:25.533 P	50.878	46.197	48.458	156.9	9:23.514	4	1	1:52.371	42.631	38.069	31.671	205.7	7:30.422
5		4:40.486	3:16.549	45.422	38.515	81.3	14:04.000	5	1	1:53.027	43.140	38.187	31.700	198.5	9:23.449
6		2:16.011	51.441	46.573	37.997	155.1	16:20.011	6	1	1:52.792	42.915	38.143	31.734	194.2	11:16.241
7		2:18.428	52.444	47.119	38.865	157.8	18:38.439	7		1:53.329	42.702	38.876	31.751	197.8	13:09.570
8		2:20.012	51.892	47.826	40.294	146.3	20:58.451	8		1:52.860	43.518	37.796	31.546	210.1	15:02.430
9		2:23.908 P	52.796	46.153	44.959	138.4	23:22.359	9		1:54.291	43.300	39.113	31.878	194.2	16:56.721
10		3:48.255	2:26.423	44.925	36.907	83.0	27:10.614	10		1:52.743	43.197	37.722	31.824	203.0	18:49.464
11		2:12.501	50.370	45.355	36.776	158.3	29:23.115	11		1:52.321	43.207	37.377	31.737	213.8	20:41.785
12		2:31.004 P	52.006	46.902	52.096	160.2	31:54.119	12		1:53.077	43.750	37.501	31.826	178.8	22:34.862

51

Jorge Santos

Alfa Romeo GT Am

H-1971

Alcides Petiz

RP Motorsport

Lap	D	Time	Sector 1	Sector 2	Sector 3	T. Spd	Elapsed	Lap	D	Time	Sector 1	Sector 2	Sector 3	T. Spd	Elapsed
1	1	2:23.450	1:03.104	44.997	35.349	142.6	2:23.450	13		1:52.510	43.013	37.959	31.538	183.0	24:27.372
2	1	2:07.585	48.933	43.355	35.297	173.9	4:31.035	14		1:52.908	43.017	38.352	31.539	199.2	26:20.280
3	1	2:06.015	49.483	42.388	34.144	160.2	6:37.050	15		1:59.535 P	43.063	38.385	38.087	196.0	28:19.815
4	1	2:02.880	47.004	41.643	34.233	168.7	8:39.930	16		3:22.521	2:11.980	37.904	32.637	97.8	31:42.336
5	1	2:02.736	47.140	41.293	34.303	168.7	10:42.666	17		1:52.822	43.664	37.453	31.705	197.8	33:35.158
6		2:03.354	46.823	41.571	34.960	169.5	12:46.020	18		1:53.097	42.836	38.494	31.767	195.6	35:28.255
7		2:14.006 P	47.567	43.147	43.292	170.6	15:00.026	19		1:52.150	42.832	37.671	31.647	201.4	37:20.405
								20		1:52.109	42.663	37.408	32.038	200.0	39:12.514
								21		1:53.693	43.366	38.297	32.030	191.4	41:06.207
								22		1:51.714	42.597	37.225	31.892	213.0	42:57.921
								23		1:52.217	42.739	38.210	31.268	197.4	44:50.138

58

Javier Basagoiti

Porsche 911 2.5 ST

H-1971

Manuel Capelo

Katal Motor Sport

Lap	D	Time	Sector 1	Sector 2	Sector 3	T. Spd	Elapsed	Lap	D	Time	Sector 1	Sector 2	Sector 3	T. Spd	Elapsed
1	1	2:23.020	1:02.227	45.072	35.721	133.0	2:23.020	24		1:52.440	42.927	37.536	31.977	200.0	46:42.578
2	1	2:12.339	51.358	44.804	36.177	150.4	4:35.359	25		1:56.742	44.298	38.063	34.381	183.9	48:39.320
3	1	2:10.156	49.796	44.259	36.101	153.8	6:45.515	26		1:58.607	45.035	38.569	35.003	191.1	50:37.927
4	1	2:09.701	49.538	43.814	36.349	165.1	8:55.216	27		1:55.978	44.401	39.302	32.275	183.0	52:33.905
5	1	2:09.913	49.074	44.074	36.765	170.0	11:05.129								
6		2:09.851	49.050	43.914	36.887	156.7	13:14.980								
7		2:08.866	48.958	43.564	36.344	169.2	15:23.846								
8		2:08.728	49.254	43.721	35.753	158.1	17:32.574								
9		2:08.171	48.910	43.231	36.030	160.4	19:40.745								
10		2:09.805	48.528	45.027	36.250	162.8	21:50.550								
11		2:23.522 P	51.044	44.867	47.611	144.7	24:14.072								
12		3:50.543	2:30.869	43.438	36.236	89.7	28:04.615								
13		2:09.937	49.387	43.766	36.784	170.8	30:14.552								
14		2:07.071	48.499	42.744	35.828	170.6	32:21.623								
15		2:08.376	49.701	42.853	35.822	164.1	34:29.999								
16		2:05.233	47.757	42.383	35.093	166.4	36:35.232								
17		2:06.772	47.746	43.905	35.121	168.4	38:42.004								
18		2:05.373	47.652	42.369	35.352	176.1	40:47.377								
19		2:04.180	47.805	41.332	35.043	169.2	42:51.557								
20		2:04.321	47.962	41.915	34.444	180.3	44:55.878								
21		2:05.377	48.389	42.281	34.707	173.3	47:01.255								
22		2:03.939	47.812	41.407	34.720	163.6	49:05.194								
23		2:04.468	47.259	42.211	34.998	182.7	51:09.662								

61

Rui Garcia

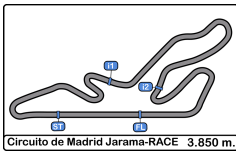
Fiat 124 Sport Coupé

H-1971

RP Motorsport

Lap	D	Time	Sector 1	Sector 2	Sector 3	T. Spd	Elapsed
1	1	2:26.929	1:04.157	46.275	36.497	147.5	2:26.929
2	1	2:06.559	47.694	42.991	35.874	169.8	4:33.488
3	1	2:05.619	47.383	42.855	35.381	181.2	6:39.107
4	1	2:03.248	47.315	41.701	34.232	177.0	8:42.355
5	1	2:03.721	47.361	41.573	34.787	168.7	10:46.076
6		2:04.602	47.406	42.297	34.899	169.5	12:50.678
7		2:05.558	47.894	42.642	35.022	176.7	14:56.236
8		2:06.447	48.223	43.185	35.039	168.4	17:02.683
9		2:06.020	48.322	42.437	35.261	174.1	19:08.703
10		2:05.658	47.450	42.412	35.796	173.9	21:14.361
11		2:14.601 P	47.924	42.515	44.162	170.0	23:28.962
12		3:27.660	2:09.716	42.935	35.009	84.1	26:56.622
13		2:05.588	47.802	42.341	35.445	167.9	29:02.210
14		2:05.507	47.457	42.889	35.161	178.5	31:07.717
15		2:06.941	48.900	42.619	35.422	160.0	33:14.658
16		2:06.054	47.617	42.173	36.264	173.9	35:20.712
17		2:05.969	48.368	42.701	34.900	176.1	37:26.681
18		2:06.152	48.252	42.435	35.465	170.8	39:32.833
19		2:05.887	48.148	42.402	35.337	169.0	41:38.720
20		2:05.664	48.100	42.271	35.293	173.6	43:44.384
21		2:05.468	48.767	41.828	34.873	173.0	45:49.852
22		2:04.894	47.811	42.288	34.795	177.6	47:54.746
23		2:05.214	47.805	42.359	35.050	167.9	49:59.960
24		2:05.393	48.415	42.127	34.851	166.6	52:05.353





# Circuito de Madrid Jarama - RACE

## HISTORIC ENDURANCE

### RACE 1

#### Tiempos Por Vuelta



64

José Rueda Ortiz

Ford Capri 2600 RS

84

Max Huber

Shelby Cobra 427

H-1971

Pablo Rueda Muñoz

Curated Garage

H-1971

Calvin Motors

Lap	D	Time	Sector 1	Sector 2	Sector 3	T. Spd	Elapsed	Lap	D	Time	Sector 1	Sector 2	Sector 3	T. Spd	Elapsed
1	1	2:39.639	1:09.713	49.641	40.285	134.1	2:39.639	1	1	1:51.051	45.302	35.659	30.090	173.3	1:51.051
2	1	2:25.721	54.803	50.224	40.694	138.2	5:05.360	2	1	1:48.940	41.959	36.673	30.308	185.8	3:39.991
3	1	2:25.594	55.038	49.892	40.664	137.2	7:30.954	3	1	1:48.438	41.992	36.433	30.013	189.1	5:28.429
4	1	2:25.089	54.979	49.911	40.199	138.4	9:56.043	4	1	1:49.674	41.885	36.705	31.084	192.8	7:18.103
5		2:24.713	55.118	49.627	39.968	138.2	12:20.756	5	1	1:49.232	42.196	36.736	30.300	190.8	9:07.335
6		2:25.466	54.026	50.306	41.134	141.3	14:46.222	6	1	1:50.237	42.352	37.249	30.636	188.8	10:57.572
7		2:24.600	54.181	50.077	40.342	140.6	17:10.822	7		1:50.425	43.221	36.603	30.601	178.2	12:47.997
8		2:23.639	54.339	49.597	39.703	139.8	19:34.461	8		1:51.212	42.232	37.597	31.383	190.8	14:39.209
9		2:24.892	54.037	49.357	41.498	140.8	21:59.353	9		1:50.781	42.349	37.765	30.667	194.9	16:29.990
10		2:25.084	55.190	50.021	39.873	140.2	24:24.437	10		1:51.111	42.193	38.158	30.760	191.8	18:21.101
11		2:32.210 P	55.714	49.583	46.913	138.6	26:56.647	11		1:48.940	41.528	36.917	30.495	199.2	20:10.041
12		3:52.192	2:20.087	50.971	41.134	72.2	30:48.839	12		1:49.479	41.802	37.140	30.537	193.2	21:59.520
13		2:28.460	55.422	50.804	42.234	138.9	33:17.299	13		1:50.340	42.527	37.485	30.328	195.6	23:49.860
14		2:28.147	56.169	50.560	41.418	135.1	35:45.446	14		1:48.779	42.059	36.576	30.144	190.8	25:38.639
15		2:27.366	55.762	50.467	41.137	137.4	38:12.812	15		1:55.620 P	42.081	36.666	36.873	193.8	27:34.259
16		2:25.378	54.963	49.813	40.602	139.8	40:38.190	16		3:12.889	2:05.048	36.759	31.082	118.8	30:47.148
17		2:25.603	54.536	50.000	41.067	138.6	43:03.793	17		1:49.835	42.312	37.092	30.431	190.4	32:36.983
18		2:25.485	55.053	49.565	40.867	136.7	45:29.278	18		1:50.940	42.912	36.984	31.044	177.9	34:27.923
19		2:26.216	55.904	49.643	40.669	136.3	47:55.494	19		1:51.157	43.046	37.134	30.977	183.0	36:19.080
20		2:26.324	55.415	49.788	41.121	134.3	50:21.818	20		1:51.002	42.444	37.201	31.357	183.9	38:10.082
21		2:27.951	54.867	49.761	43.323	137.2	52:49.769	21		1:49.987	42.391	36.712	30.884	190.1	40:00.069
22								22		1:50.293	42.454	36.947	30.892	183.0	41:50.362
23								23		1:51.387	42.532	38.132	30.723	186.5	43:41.749
24								24		1:49.531	42.366	36.657	30.508	184.9	45:31.280
25								25		1:50.334	43.053	36.652	30.629	182.1	47:21.614
26								26		1:51.047	43.671	36.963	30.413	181.8	49:12.661
27								27		1:51.314	42.413	38.248	30.653	186.5	51:03.975

71

Ralf Huber

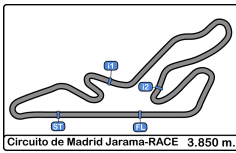
Chevrolet Corvette C3

H-1971

Calvin Motors

Lap	D	Time	Sector 1	Sector 2	Sector 3	T. Spd	Elapsed
1	1	2:17.726	1:00.280	43.079	34.367	139.1	2:17.726
2	1	2:03.693	46.922	43.547	33.224	162.1	4:21.419
3	1	2:00.876	46.894	41.161	32.821	173.0	6:22.295
4	1	2:39.469 P	57.156	52.801	49.512	175.6	9:01.764





# Circuito de Madrid Jarama - RACE

## HISTORIC ENDURANCE

### RACE 1

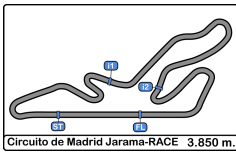
#### Tiempos Por Vuelta



99							132								
Manuel Moura Teixeira							Porsche 911 3.0 RS								
INV * Fernando Laranjo							Aurora Motorsport H-1976								
Gerardo Garcia							Jose Antonio Zorrilla Curated Garage								
Lap	D	Time	Sector 1	Sector 2	Sector 3	T. Spd	Elapsed	Lap	D	Time	Sector 1	Sector 2	Sector 3	T. Spd	Elapsed
1	1	2:09.581	52.318	42.647	34.616	154.9	2:09.581	1	1	2:10.416	53.686	41.785	34.945	150.8	2:10.416
2	1	2:01.001	45.511	41.596	33.894	195.6	4:10.582	2	1	2:00.800	46.261	40.488	34.051	187.8	4:11.216
3	1	2:03.407	47.584	41.185	34.638	156.9	6:13.989	3	1	1:58.948	45.607	39.781	33.560	168.2	6:10.164
4	1	2:03.657	46.667	42.716	34.274	163.6	8:17.646	4	1	2:00.322	46.265	40.019	34.038	177.9	8:10.486
5	1	2:02.093	46.126	41.502	34.465	165.3	10:19.739	5	1	1:59.698	46.298	39.707	33.693	185.8	10:10.184
6		2:00.958	46.100	41.215	33.643	175.8	12:20.697	6		1:57.381	45.380	38.869	33.132	183.3	12:07.565
7		2:00.095	45.490	40.759	33.846	177.3	14:20.792	7		1:58.556	45.426	39.702	33.428	185.8	14:06.121
8		2:02.230	46.135	42.203	33.892	183.0	16:23.022	8		1:56.927	45.004	38.954	32.969	197.0	16:03.048
9		2:02.250	45.961	41.037	35.252	170.6	18:25.272	9		1:57.301	44.813	39.080	33.408	192.1	18:00.349
10		2:01.487	46.156	41.414	33.917	170.3	20:26.759	10		1:57.952	45.319	39.244	33.389	189.4	19:58.301
11		2:02.597	47.284	41.177	34.136	163.1	22:29.356	11		1:58.043	45.208	39.710	33.125	197.4	21:56.344
12		2:02.406	46.763	42.460	33.183	164.1	24:31.762	12		1:59.162	45.558	40.767	32.837	186.2	23:55.506
13		2:12.377 P	46.090	41.834	44.453	175.8	26:44.139	13		2:07.207 P	45.538	39.504	42.165	181.5	26:02.713
14		3:37.070	2:19.342	41.333	36.395	89.8	30:21.209	14		3:51.177	2:23.850	48.273	39.054	88.6	29:53.890
15		2:01.216	46.901	41.058	33.257	176.4	32:22.425	15		2:18.931	52.736	47.402	38.793	140.4	32:12.821
16		2:03.307	46.624	43.524	33.159	167.9	34:25.732	16		2:22.130	53.014	49.445	39.671	143.6	34:34.951
17		2:00.231	47.433	39.711	33.087	185.8	36:25.963	17		2:20.199	52.243	48.941	39.015	154.5	36:55.150
18		1:58.988	46.432	39.995	32.561	189.4	38:24.951	18		2:23.766	54.020	50.092	39.654	151.4	39:18.916
19		1:58.450	46.164	39.814	32.472	169.8	40:23.401	19		2:19.126	51.795	48.957	38.374	147.9	41:38.042
20		1:55.562	44.114	39.000	32.448	190.4	42:18.963	20		2:20.949	53.352	49.239	38.358	158.3	43:58.991
21		1:54.559	43.953	38.406	32.200	196.7	44:13.522	21		2:21.376	52.334	49.752	39.290	154.9	46:20.367
22		1:56.452	44.861	39.447	32.144	179.7	46:09.974	22		2:19.838	52.378	48.011	39.449	149.7	48:40.205
23		1:57.287	44.617	40.018	32.652	165.1	48:07.261	23		2:38.412 P	52.869	50.405	55.138	161.6	51:18.617
24		1:55.997	44.658	38.911	32.428	187.1	50:03.258								
25		1:55.621	44.312	38.881	32.428	190.8	51:58.879								

103							151								
Luis Sousa Ribeiro							Carlos de Miguel								
GDS							GTP & SC								
Ford Cortina Lotus							Clasicos Madrid								
RP Motorsport															
Lap	D	Time	Sector 1	Sector 2	Sector 3	T. Spd	Elapsed	Lap	D	Time	Sector 1	Sector 2	Sector 3	T. Spd	Elapsed
1	1	2:21.211	1:01.256	43.966	35.989	145.9	2:21.211	1	1	2:23.889	1:05.503	43.072	35.314	152.7	2:23.889
2	1	2:09.528	49.439	44.274	35.815	160.7	4:30.739	2	1	2:04.401	47.433	43.199	33.769	152.5	4:28.290
3	1	2:08.024	49.178	43.517	35.329	169.8	6:38.763	3	1	1:59.057	45.701	40.094	33.262	168.4	6:27.347
4	1	2:08.368	48.559	43.822	35.987	177.9	8:47.131	4	1	2:01.838	45.946	41.378	34.514	174.7	8:29.185
5	1	2:05.784	48.792	42.145	34.847	173.3	10:52.915	5	1	1:59.265	45.654	40.306	33.305	177.0	10:28.450
6		2:05.165	48.127	42.087	34.951	164.8	12:58.080	6		1:59.612	45.737	40.307	33.568	165.8	12:28.062
7		2:06.536	48.076	43.218	35.242	174.4	15:04.616	7		2:00.058	46.564	40.569	32.925	171.1	14:28.120
8		2:06.351	48.674	42.565	35.112	176.4	17:10.967	8		1:59.301	45.793	40.109	33.399	165.3	16:27.421
9		2:05.153	47.793	42.004	35.356	183.3	19:16.120	9		2:00.381	46.646	40.820	32.915	164.6	18:27.802
10		2:07.124	49.839	42.468	34.817	165.1	21:23.244	10		1:59.361	45.178	40.600	33.583	183.0	20:27.163
11		2:06.717	48.977	42.448	35.292	175.8	23:29.961	11		1:59.686	46.101	40.088	33.497	170.8	22:26.849
12		2:06.787	49.278	42.322	35.187	176.1	25:36.748	12		2:10.723 P	47.259	41.188	42.276	152.3	24:37.572
13		2:15.637 P	48.639	42.536	44.462	176.7	27:52.385	13		3:42.164	2:28.394	40.293	33.477	87.4	28:19.736
14		3:33.760	2:16.493	42.629	34.638	92.1	31:26.145	14		2:00.412	46.040	39.992	34.380	163.3	30:20.148
15		2:04.325	47.602	41.955	34.768	186.8	33:30.470	15		2:00.352	46.118	40.448	33.786	179.1	32:20.500
16		2:05.616	48.505	42.208	34.903	180.0	35:36.086	16		2:02.094	46.850	41.508	33.736	161.9	34:22.594
17		2:05.651	48.136	42.380	35.135	187.5	37:41.737	17		2:01.490	47.179	40.526	33.785	159.5	36:24.084
18		2:05.029	48.653	41.955	34.421	175.3	39:46.766	18		2:00.205	46.263	40.508	33.434	173.3	38:24.289
19		2:10.099	47.660	41.341	41.098	191.4	41:56.865	19		2:01.642	46.159	41.793	33.690	174.1	40:25.931
20		2:06.763	49.112	42.827	34.824	165.6	44:03.628	20		2:00.616	46.311	40.790	33.515	162.4	42:26.547
21		2:26.815	1:02.766	43.216	40.833	182.1	46:30.443	21		2:01.915	46.683	41.344	33.888	167.9	44:28.462
22		2:09.731	50.155	43.050	36.526	146.5	48:40.174	22		2:02.667	47.818	40.946	33.903	150.6	46:31.129
23		2:12.334	51.982	44.342	36.010	145.5	50:52.508	23		2:01.812	46.323	40.998	34.491	165.3	48:32.941
24		2:12.891	51.654	43.936	37.301	165.1	53:05.399	24		2:03.257	47.809	41.355	34.093	158.1	50:36.198
25								25		2:07.909	47.956	42.594	37.359	155.3	52:44.107





# Circuito de Madrid Jarama - RACE

## HISTORIC ENDURANCE

### RACE 1

#### Tiempos Por Vuelta



158

Martin Aubert

Lotus Elite 169

Olivier Muytjens

Porsche 911 3.0 RS

GDS

Pedro Moriyon

Martin Aubert

H-1976

Brice Pineau

HY Racing

Lap	D	Time	Sector 1	Sector 2	Sector 3	T. Spd	Elapsed	Lap	D	Time	Sector 1	Sector 2	Sector 3	T. Spd	Elapsed
1	1	2:36.556	1:09.065	48.403	39.088	139.8	2:36.556	1	1	2:02.638	50.874	39.273	32.491	161.1	2:02.638
2	1	2:21.355	53.542	48.552	39.261	151.0	4:57.911	2	1	1:57.488	44.209	40.164	33.115	211.7	4:00.126
3	1	2:21.437	53.852	47.975	39.610	160.0	7:19.348	3	1	1:54.925	44.261	38.398	32.266	208.8	5:55.051
4	1	2:19.580	53.424	47.142	39.014	153.4	9:38.928	4	1	1:54.963	44.227	38.254	32.482	213.8	7:50.014
5		2:16.840	52.367	46.018	38.455	159.2	11:55.768	5	1	1:54.960	43.857	38.313	32.790	216.0	9:44.974
6		2:16.965	51.797	46.847	38.321	172.8	14:12.733	6	1	1:55.327	44.566	38.495	32.266	210.5	11:40.301
7		2:15.969	51.664	46.325	37.980	166.4	16:28.702	7		1:55.261	44.148	38.648	32.465	211.7	13:35.562
8		2:14.384	51.117	45.211	38.056	167.7	18:43.086	8		1:58.404	44.292	40.362	33.750	206.8	15:33.966
9		2:15.159	51.566	45.056	38.537	168.4	20:58.245	9		1:58.377	45.224	40.571	32.582	205.7	17:32.343
10		2:14.813	51.468	45.166	38.179	151.4	23:13.058	10		1:56.350	44.332	38.813	33.205	209.7	19:28.693
11		2:23.768 P	51.467	45.882	46.419	161.1	25:36.826	11		2:01.555 P	44.093	39.312	38.150	211.7	21:30.248
12		4:03.413	2:35.567	47.532	40.314	75.3	29:40.239	12		3:23.149	2:13.483	37.766	31.900	102.1	24:53.397
13		2:20.620	54.042	47.722	38.856	139.1	32:00.859	13		1:53.675	44.332	37.319	32.024	201.4	26:47.072
14		2:19.683	53.917	47.038	38.728	147.9	34:20.542	14		1:54.383	44.030	38.366	31.987	198.5	28:41.455
15		2:19.992	53.762	47.152	39.078	159.2	36:40.534	15		1:52.542	43.099	37.777	31.666	198.5	30:33.997
16		2:18.650	52.687	47.146	38.817	160.2	38:59.184	16		1:52.260	43.513	37.114	31.633	195.2	32:26.257
17		2:20.329	53.859	47.655	38.815	150.2	41:19.513	17		1:54.756	43.849	38.995	31.912	196.7	34:21.013
18		2:19.252	53.404	47.372	38.476	137.4	43:38.765	18		1:52.156	43.586	36.965	31.605	195.6	36:13.169
19		2:20.018	54.039	47.353	38.626	147.1	45:58.783	19		1:53.288	43.617	37.773	31.898	205.7	38:06.457
20		2:20.812	53.386	48.321	39.105	151.0	48:19.595	20		1:53.058	43.599	37.108	32.351	200.7	39:59.515
21		2:21.348	53.842	47.603	39.903	148.7	50:40.943	21		1:54.134	44.049	37.199	32.886	171.1	41:53.649
22		2:17.606	52.470	46.872	38.264	166.1	52:58.549	22		1:53.132	43.652	37.817	31.663	197.8	43:46.781

161

Timothy Mahapatra

Jaguar E-Type SLW

H-1965

Curated Garage

Lap	D	Time	Sector 1	Sector 2	Sector 3	T. Spd	Elapsed
1	1	2:28.567	1:04.993	47.023	36.551	147.9	2:28.567
2	1	2:09.555	49.588	44.978	34.989	152.5	4:38.122
3	1	2:08.643	47.949	45.215	35.479	167.4	6:46.765
4	1	2:09.410	48.709	45.062	35.639	165.6	8:56.175
5	1	2:10.108	48.829	45.644	35.635	165.8	11:06.283
6		2:11.244	48.687	46.561	35.996	169.2	13:17.527
7		2:11.264	49.561	45.290	36.413	162.6	15:28.791
8		2:11.723	49.245	46.602	35.876	160.4	17:40.514
9		2:11.034	49.488	45.527	36.019	158.8	19:51.548
10		2:14.184	50.337	46.312	37.535	150.8	22:05.732
11		2:22.690 P	49.278	46.165	47.247	155.6	24:28.422
12		3:37.708	2:14.701	46.840	36.167	87.7	28:06.130
13		2:15.258	51.232	45.412	38.614	151.8	30:21.388
14		2:13.142	50.328	46.133	36.681	154.0	32:34.530
15		2:12.641	50.453	45.769	36.419	142.2	34:47.171
16		2:16.098	50.656	46.850	38.592	160.2	37:03.269
17		2:16.135	51.388	45.544	39.203	146.3	39:19.404
18		2:18.989	51.667	49.437	37.885	153.4	41:38.393
19		2:15.816	52.263	47.174	36.379	151.8	43:54.209
20		2:15.744	51.800	46.592	37.352	146.1	46:09.953
21		2:23.250	55.323	49.248	38.679	137.9	48:33.203
22		2:20.867	53.741	48.297	38.829	141.7	50:54.070
23		2:14.540	51.827	46.191	36.522	143.6	53:08.610

174

António Castro Ortega

Porsche 911 2.5 ST

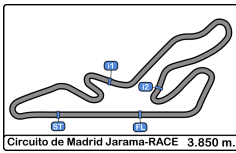
H-1971

Jesus Escribano

Aurora Motorsport

Lap	D	Time	Sector 1	Sector 2	Sector 3	T. Spd	Elapsed
1	1	2:14.089	57.773	41.945	34.371	152.5	2:14.089
2	1	2:02.848	46.649	41.585	34.614	177.9	4:16.937
3	1	2:03.333	46.742	41.898	34.693	180.0	6:20.270
4	1	2:06.485	48.215	42.469	35.801	183.9	8:26.755
5	1	2:04.906	47.650	42.444	34.812	172.8	10:31.661
6		2:03.948	46.968	41.901	35.079	179.4	12:35.609
7		2:04.178	47.256	42.383	34.539	179.7	14:39.787
8		2:03.222	46.915	41.387	34.920	179.1	16:43.009
9		2:03.052	46.719	41.562	34.771	176.1	18:46.061
10		2:12.353 P	47.515	42.074	42.764	180.6	20:58.414
11		3:25.545	2:08.596	42.348	34.601	98.6	24:23.959
12		2:04.750	46.956	42.684	35.110	183.3	26:28.709
13		2:02.085	46.258	41.335	34.492	182.7	28:30.794
14		2:03.011	47.005	41.466	34.540	183.9	30:33.805
15		2:00.675	45.921	40.520	34.234	191.1	32:34.480
16		2:00.424	46.418	40.338	33.668	186.8	34:34.904
17		2:01.616	46.092	40.865	34.659	192.1	36:36.520
18		2:04.260	46.688	42.801	34.771	179.1	38:40.780
19		2:02.784	46.486	41.372	34.926	167.9	40:43.564
20		2:04.998	49.029	41.713	34.256	168.4	42:48.562
21		2:00.565	46.013	40.233	34.319	178.2	44:49.127
22		2:00.993	46.751	40.533	33.709	181.5	46:50.120
23		2:00.615	45.822	40.681	34.112	185.8	48:50.735
24		2:03.383	45.704	41.567	36.112	188.4	50:54.118
25		2:01.409	46.883	40.680	33.846	169.2	52:55.527





# Circuito de Madrid Jarama - RACE

## HISTORIC ENDURANCE

### RACE 1

#### Tiempos Por Vuelta



205

Ralf Schnitzler

Datsun 240Z **227**

Carlos Barbot

Merlyn MK4

H-1976

Garagem João Gomes

GTP & SC

Filipe Vieira de Campos

Foguete Racing

Lap	D	Time	Sector 1	Sector 2	Sector 3	T. Spd	Elapsed	Lap	D	Time	Sector 1	Sector 2	Sector 3	T. Spd	Elapsed
1	1	2:16.646	59.796	41.961	34.889	182.1	2:16.646	1	1	2:01.318	49.963	38.908	32.447	158.8	2:01.318
2	1	2:03.638	47.508	41.569	34.561	178.2	4:20.284	2	1	1:58.409	44.806	40.459	33.144	186.2	3:59.727
3	1	2:04.231	47.576	42.042	34.613	185.2	6:24.515	3	1	1:58.794	46.198	39.854	32.742	188.1	5:58.521
4	1	2:04.478	47.674	41.993	34.811	194.9	8:28.993	4	1	1:58.632	44.992	40.681	32.959	187.8	7:57.153
5	1	2:04.763	47.932	42.081	34.750	172.8	10:33.756	5	1	1:58.065	44.981	39.882	33.202	180.9	9:55.218
6		2:03.820	47.156	41.975	34.689	184.3	12:37.576	6	1	1:58.397	45.284	39.624	33.489	183.3	11:53.615
7		2:04.149	47.215	41.809	35.125	186.8	14:41.725	7		1:59.681	45.577	40.636	33.468	194.2	13:53.296
8		2:04.633	47.356	41.910	35.367	188.1	16:46.358	8		1:57.691	44.452	39.951	33.288	190.1	15:50.987
9		2:04.037	47.211	41.535	35.291	186.5	18:50.395	9		1:59.337	45.201	40.283	33.853	199.6	17:50.324
10		2:04.252	47.262	41.586	35.404	193.8	20:54.647	10		2:01.359	46.746	41.576	33.037	189.1	19:51.683
11		2:11.907 P	47.569	41.315	43.023	196.3	23:06.554	11		2:09.550 P	45.427	39.975	44.148	172.2	22:01.233
12		3:32.960	2:16.067	42.053	34.840	107.6	26:39.514	12		3:17.594	2:05.493	39.775	32.326	101.3	25:18.827
13		2:04.872	46.920	42.946	35.006	184.6	28:44.386	13		1:55.173	43.993	38.847	32.333	193.8	27:14.000
14		2:03.826	47.524	41.280	35.022	188.4	30:48.212	14		2:08.281	55.657	40.058	32.566	190.1	29:22.281
15		2:03.770	47.075	41.466	35.229	193.2	32:51.982	15		1:59.649	44.725	41.862	33.062	190.4	31:21.930
16		2:03.546	47.481	41.384	34.681	186.2	34:55.528	16		1:55.241	44.060	38.807	32.374	171.7	33:17.171
17		2:04.207	47.475	41.566	35.166	181.2	36:59.735	17		1:55.251	43.961	39.151	32.139	187.8	35:12.422
18		2:04.181	47.676	41.661	34.844	184.9	39:03.916	18		1:54.937	44.032	38.795	32.110	191.1	37:07.359
19		2:04.250	47.374	41.769	35.107	183.6	41:08.166	19		1:56.685	44.737	39.747	32.201	172.8	39:04.044
20		2:03.783	47.549	41.375	34.859	185.2	43:11.949	20		1:55.004	44.106	38.832	32.066	187.8	40:59.048
21		2:03.451	47.327	41.728	34.396	179.4	45:15.400	21		1:56.435	44.548	39.163	32.724	171.9	42:55.483
22		2:04.515	47.710	41.477	35.328	186.8	47:19.915	22		1:55.243	44.110	38.945	32.188	188.8	44:50.726
23		2:21.919	1:05.664	40.757	35.498	198.1	49:41.834	23		2:46.052	1:27.315	44.035	34.702	182.7	47:36.778
24		2:03.177	47.448	41.322	34.407	179.7	51:45.011	24		2:07.484	50.172	42.240	35.072	128.5	49:44.262
25								25		2:03.975	48.613	42.116	33.246	136.5	51:48.237

213

Ernesto Silva Vieira

Shelby Mustang GT350

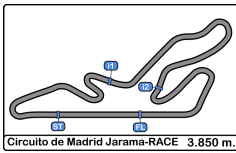
H-1965

André Castro Pinheiro

Shelby Mustang GT 350R Team

Lap	D	Time	Sector 1	Sector 2	Sector 3	T. Spd	Elapsed
1	1	2:07.514	53.048	40.894	33.572	154.9	2:07.514
2	1	1:59.940	45.723	40.642	33.575	168.7	4:07.454
3	1	1:59.814	45.865	40.254	33.695	178.5	6:07.268
4	1	1:57.788	45.802	39.518	32.468	175.3	8:05.056
5	1	1:58.638	46.105	40.043	32.490	170.8	10:03.694
6		1:58.498	46.190	39.488	32.820	161.9	12:02.192
7		1:58.037	45.946		2:30.857	166.6	14:00.229
8		1:57.718	45.574	39.508	32.636	177.6	15:57.947
9		1:56.516	45.032		2:29.152	172.5	17:54.463
10		1:58.758	45.322		4:27.910	174.7	19:53.221
11		2:00.526	45.117	39.769	35.640	174.4	21:53.747
12		1:59.686	46.642	39.846	33.198	182.4	23:53.433
13		2:05.611 P	45.533	38.724	41.354	172.2	25:59.044
14		3:36.940	2:21.990	40.560	34.390	96.1	29:35.984
15		2:00.457	45.940	40.475	34.042	173.6	31:36.441
16		2:01.224	46.370	39.929	34.925	163.6	33:37.665
17		2:01.782	46.890	40.941	33.951	152.1	35:39.447
18		2:02.824	46.431	41.918	34.475	177.9	37:42.271
19		2:00.100	46.141	40.534	33.425	175.8	39:42.371
20		1:59.881	46.091		2:33.306	153.8	41:42.252
21		2:02.212	46.947	41.083	34.182	163.3	43:44.464
22		2:02.187	48.227		2:36.369	182.7	45:46.651
23		2:00.176	46.874	39.880	33.422	167.1	47:46.827
24		1:59.422	46.271	39.877	33.274	160.4	49:46.249
25		2:02.468	47.586	41.757	33.125	153.6	51:48.717





# Circuito de Madrid Jarama - RACE

## HISTORIC ENDURANCE

### RACE 1

#### Tiempos Por Vuelta



273

Laurent Jaspers

Jaguar E-Type

337

Piero dal Maso

Porsche 911 2.5 ST

H-1965

JAC Motors Team

H-1971

Guilherme dal Maso

Garagem João Gomes

Lap	D	Time	Sector 1	Sector 2	Sector 3	T. Spd	Elapsed	Lap	D	Time	Sector 1	Sector 2	Sector 3	T. Spd	Elapsed
1	1	1:58.431	49.195	37.686	31.550	164.3	1:58.431	1	1	2:11.092	55.276	41.383	34.433	140.2	2:11.092
2	1	1:53.682	43.889	38.043	31.750	187.5	3:52.113	2	1	2:01.643	47.320	40.435	33.888	176.7	4:12.735
3	1	1:52.848	43.366	38.152	31.330	193.5	5:44.961	3	1	2:02.825	47.244	41.092	34.489	175.8	6:15.560
4	1	1:53.375	43.421	38.306	31.648	192.5	7:38.336	4	1	2:01.379	46.798	41.064	33.517	188.8	8:16.939
5	1	1:53.576	43.606	38.330	31.640	193.2	9:31.912	5	1	2:00.100	46.499	40.320	33.281	185.2	10:17.039
6	1	1:52.800	43.417	37.925	31.458	188.1	11:24.712	6		1:59.774	46.137	39.971	33.666	178.5	12:16.813
7		1:53.047	43.483	38.185	31.379	190.1	13:17.759	7		2:01.039	46.298	41.030	33.711	176.1	14:17.852
8		1:54.166	44.074	38.023	32.069	188.4	15:11.925	8		2:01.569	46.690	40.824	34.055	177.3	16:19.421
9		1:53.840	43.753	38.360	31.727	198.1	17:05.765	9		2:01.982	46.756	40.760	34.466	180.6	18:21.403
10		1:53.317	43.652	37.940	31.725	190.1	18:59.082	10		2:01.563	46.939	40.927	33.697	168.4	20:22.966
11		1:54.185	43.669	38.218	32.298	189.1	20:53.267	11		2:10.022 P	47.865	41.053	41.104	155.3	22:32.988
12		1:52.794	43.819	37.663	31.312	196.0	22:46.061	12		3:34.803	2:19.064	41.014	34.725	91.6	26:07.791
13		1:53.328	43.708	38.143	31.477	194.9	24:39.389	13		2:02.068	47.036	40.810	34.222	187.8	28:09.859
14		2:05.602 P	43.941	38.960	42.701	188.8	26:44.991	14		2:02.766	47.147	41.072	34.547	180.0	30:12.625
15		3:19.780	2:09.300	39.070	31.410	100.7	30:04.771	15		2:00.193	45.685	40.209	34.299	189.4	32:12.818
16		1:53.506	43.401	38.231	31.874	188.8	31:58.277	16		2:00.627	46.562	40.393	33.672	189.4	34:13.445
17		1:52.583	43.593	37.255	31.735	182.4	33:50.860	17		1:59.626	45.657	40.031	33.938	193.5	36:13.071
18		1:53.091	43.442	37.848	31.801	184.3	35:43.951	18		2:00.719	46.524	40.653	33.542	191.8	38:13.790
19		1:53.936	43.499	38.412	32.025	185.8	37:37.887	19		1:59.266	45.589	40.121	33.556	193.8	40:13.056
20		1:52.792	43.328	37.751	31.713	197.8	39:30.679	20		2:00.777	45.584	41.390	33.803	196.3	42:13.833
21		1:53.452	43.170	38.906	31.376	187.5	41:24.131	21		1:59.448	45.659	40.021	33.768	191.1	44:13.281
22		1:53.327	43.671	37.684	31.972	180.6	43:17.458	22		2:00.189	46.012	40.600	33.577	175.0	46:13.470
23		1:54.081	43.599	38.926	31.556	185.5	45:11.539	23		2:00.928	46.421	40.618	33.889	182.7	48:14.398
24		1:54.171	44.011	38.229	31.931	182.1	47:05.710	24		2:01.963	46.714	41.268	33.981	185.2	50:16.361
25		1:53.011	43.524	38.150	31.337	197.8	48:58.721	25		1:59.137	45.390	40.331	33.416	196.7	52:15.498
26		1:54.094	43.086	38.489	32.519	188.1	50:52.815								
27		1:52.877	43.725	37.418	31.734	196.7	52:45.692								

366

Guillaume Huber

Ford Mustang

H-1965

Calvin Motors

327

Nuno Nunes

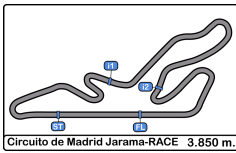
Porsche 911 SWB

GDS

Garagem João Gomes

Lap	D	Time	Sector 1	Sector 2	Sector 3	T. Spd	Elapsed	Lap	D	Time	Sector 1	Sector 2	Sector 3	T. Spd	Elapsed
1	1	2:28.276	1:04.109	45.834	38.333	146.7	2:28.276	1	1	2:10.594	54.874	41.188	34.532	153.4	2:10.594
2	1	2:07.205	48.441	43.284	35.480	177.9	4:35.481	2	1	2:01.117	47.365	40.207	33.545	165.3	4:11.711
3	1	2:07.423	48.229	43.533	35.661	175.8	6:42.904	3	1	2:02.591	47.766	40.610	34.215	158.5	6:14.302
4	1	2:08.444	49.104	42.968	36.372	181.5	8:51.348	4	1	2:01.702	47.634	40.612	33.456	160.7	8:16.004
5	1	2:06.657	47.997	42.745	35.915	180.9	10:58.005	5	1	1:59.675	46.930	39.874	32.871	157.6	10:15.679
6		2:06.897	48.698	43.012	35.187	176.7	13:04.902	6		1:59.350	46.350	39.711	33.289	162.6	12:15.029
7		2:08.273	50.116	42.853	35.304	170.6	15:13.175	7		1:59.674	46.910	39.764	33.000	160.2	14:14.703
8		2:05.055	47.454	42.661	34.940	180.6	17:18.230	8		1:59.884	46.756	39.971	33.157	164.8	16:14.587
9		2:05.810	47.651	42.852	35.307	175.6	19:24.040	9		1:59.603	46.041	39.450	32.978	171.9	18:13.056
10		2:06.391	47.762	42.581	36.048	180.9	21:30.431	10		2:00.369	46.447	40.766	33.156	164.1	20:13.425
11		2:11.776 P	47.417	42.631	41.728	178.2	23:42.207	11		1:59.603	46.040	40.112	33.451	165.3	22:13.028
12		3:28.530	2:10.661	42.658	35.211	76.2	27:10.737	12		2:02.788	46.398	42.012	34.378	162.8	24:15.816
13		2:05.748	47.726	42.770	35.252	179.1	29:16.485	13		3:25.096	2:10.854	41.035	33.207	90.4	31:50.159
14		2:07.043	48.153	42.679	36.211	176.1	31:23.528	14		2:00.742	46.666	40.158	33.918	157.6	33:50.901
15		2:04.211	47.336	42.133	34.742	180.9	33:27.739	15		2:02.915	47.873	41.531	33.511	155.8	35:53.816
16		2:05.217	47.609	42.631	34.977	183.0	35:32.956	16		2:03.364	47.533	42.349	33.482	156.2	37:57.180
17		2:05.316	47.229	42.561	35.526	187.5	37:38.272	17		2:01.618	46.658	40.691	34.269	154.7	39:58.798
18		2:05.117	47.098	42.512	35.507	186.2	39:43.389	18		2:04.147	48.166	41.365	34.616	138.9	42:02.945
19		2:07.627	47.476	42.289	37.862	182.4	41:51.016	19		2:03.084	47.855	41.487	33.742	144.5	44:06.029
20		2:08.488	48.458	42.295	37.735	161.1	43:59.504	20		2:03.500	47.698	42.315	33.487	149.1	46:09.529
21		2:06.099	47.512	43.325	35.262	172.8	46:05.603	21		2:03.681	47.984	41.363	34.334	142.1	48:13.210
22		2:06.531	47.624	43.816	35.091	184.3	48:12.134	22		2:06.034	49.924	41.880	34.230	142.1	50:19.244
23		2:07.181	47.769	44.045	35.367	180.9	50:19.315	23		2:02.394	47.091	41.533	33.770	156.7	52:21.638
24		2:04.969	47.889	42.148	34.932	163.8	52:24.284								





# Circuito de Madrid Jarama - RACE

## HISTORIC ENDURANCE

### RACE 1

#### Análisis



Num	Lap Time	Gap
<b>Lap 1</b>		
84	1:51.051	
60	1:54.422	03.371
7	1:54.662	03.611
273	1:58.431	07.380
227	2:01.318	10.267
169	2:02.638	11.587
14	2:02.788	11.737
213	2:07.514	16.463
99	2:09.581	18.530
132	2:10.416	19.365
366	2:10.594	19.543
337	2:11.092	20.041
29	2:13.100	22.049
174	2:14.089	23.038
20	2:14.851	23.800
205	2:16.646	25.595
71	2:17.726	26.675
28	2:20.606	29.555
27	2:20.799	29.748
103	2:21.211	30.160
58	2:23.020	31.969
51	2:23.450	32.399
151	2:23.889	32.838
25	2:24.791	33.740
61	2:26.929	35.878
327	2:28.276	37.225
6	2:28.468	37.417
161	2:28.567	37.516
44	2:29.788	38.737
158	2:36.556	45.505
64	2:39.639	48.588
Num	Lap Time	Gap
<b>Lap 2</b>		
84	1:48.940	
7	1:48.878	03.549
60	1:51.709	06.140
273	1:53.682	12.122
227	1:58.409	19.736
169	1:57.488	20.135
14	1:57.633	20.430
213	1:59.940	27.463
99	2:01.001	30.591
132	2:00.800	31.225
366	2:01.117	31.720
337	2:01.643	32.744
29	2:01.939	35.048
174	2:02.848	36.946
20	2:02.638	37.498
205	2:03.638	40.293
71	2:03.693	41.428
28	2:03.247	43.862
151	2:04.401	48.299
103	2:09.528	50.748
51	2:07.585	51.044
25	2:07.428	52.228
61	2:06.559	53.497

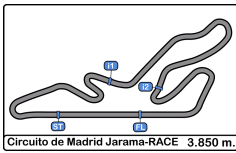
Num	Lap Time	Gap
27	2:12.766	53.574
58	2:12.339	55.368
327	2:07.205	55.490
161	2:09.555	58.131
6	2:13.690	1:02.167
44	2:14.398	1:04.195
158	2:21.355	1:17.920
64	2:25.721	1:25.369
Num	Lap Time	Gap
<b>Lap 3</b>		
84	1:48.438	
7	1:49.573	04.684
60	1:51.920	09.622
273	1:52.848	16.532
169	1:54.925	26.622
14	1:55.899	27.891
227	1:58.794	30.092
213	1:59.814	38.839
132	1:58.948	41.735
99	2:03.407	45.560
366	2:02.591	45.873
337	2:02.825	47.131
29	2:01.897	48.507
174	2:03.333	51.841
20	2:03.177	52.237
71	2:00.876	53.866
205	2:04.231	56.086
28	2:01.651	57.075
151	1:59.057	58.918
51	2:06.015	1:08.621
103	2:08.024	1:10.334
61	2:05.619	1:10.678
25	2:07.436	1:11.226
27	2:09.229	1:14.365
327	2:07.423	1:14.475
58	2:10.156	1:17.086
161	2:08.643	1:18.336
6	2:11.260	1:24.989
44	2:13.795	1:29.552
Num	Lap Time	Gap
<b>Lap 4</b>		
84	1:49.674	
158	2:21.437	1 Lap
7	1:49.750	04.760
60	1:52.371	12.319
64	2:25.594	1 Lap
273	1:53.375	20.233
169	1:54.963	31.911
14	1:56.300	34.517
227	1:58.632	39.050
213	1:57.788	46.953
132	2:00.322	52.383
366	2:01.702	57.901
337	2:01.379	58.836
99	2:03.657	59.543
29	2:01.660	1:00.493
20	2:04.398	1:06.961

Num	Lap Time	Gap
174	2:06.485	1:08.652
205	2:04.478	1:10.890
151	2:01.838	1:11.082
28	2:04.730	1:12.131
51	2:02.880	1:21.827
61	2:03.248	1:24.252
25	2:06.887	1:28.439
103	2:08.368	1:29.028
27	2:07.580	1:32.271
327	2:08.444	1:33.245
58	2:09.701	1:37.113
161	2:09.410	1:38.072
71	2:39.469	1:43.661
6	2:09.907	1:45.222
Num	Lap Time	Gap
<b>Lap 5</b>		
84	1:49.232	
7	1:49.819	05.347
60	1:53.027	16.114
44	2:25.533	1 Lap
273	1:53.576	24.577
158	2:19.580	1 Lap
169	1:54.960	37.639
14	1:56.556	41.841
227	1:58.065	47.883
64	2:25.089	1 Lap
213	1:58.638	56.359
132	1:59.698	1:02.849
366	1:59.675	1:08.344
337	2:00.100	1:09.704
99	2:02.093	1:12.404
29	2:01.497	1:12.758
20	2:01.186	1:18.915
151	1:59.265	1:21.115
174	2:04.906	1:24.326
205	2:04.763	1:26.421
28	2:04.521	1:27.420
51	2:02.736	1:35.331
61	2:03.721	1:38.741
103	2:05.784	1:45.580
25	2:08.217	1:47.424
27	2:06.121	1:49.160
Num	Lap Time	Gap
<b>Lap 6</b>		
84	1:50.237	
327	2:06.657	1 Lap
7	1:49.966	05.076
58	2:09.913	1 Lap
161	2:10.108	1 Lap
6	2:10.778	1 Lap
60	1:52.792	18.669
273	1:52.800	27.140
169	1:55.327	42.729
14	1:56.661	48.265
227	1:58.397	56.043
158	2:16.840	1 Lap
213	1:58.498	1:04.620

Num	Lap Time	Gap
132	1:57.381	1:09.993
366	1:59.350	1:17.457
337	1:59.774	1:19.241
99	2:00.958	1:23.125
64	2:24.713	1 Lap
29	2:01.524	1:24.045
20	2:01.485	1:30.163
151	1:59.612	1:30.490
174	2:03.948	1:38.037
205	2:03.820	1:40.004
28	2:03.378	1:40.561
51	2:03.354	1:48.448
Num	Lap Time	Gap
<b>Lap 7</b>		
84	1:50.425	
61	2:04.602	1 Lap
7	1:49.595	04.246
103	2:05.165	1 Lap
25	2:08.840	1 Lap
27	2:07.917	1 Lap
327	2:06.897	1 Lap
60	1:53.329	21.573
58	2:09.851	1 Lap
161	2:11.244	1 Lap
273	1:53.047	29.762
6	2:12.559	1 Lap
169	1:55.261	47.565
14	1:57.015	54.855
227	1:59.681	1:05.299
213	1:58.037	1:12.232
44	4:40.486	2 Laps
132	1:58.556	1:18.124
158	2:16.965	1 Lap
366	1:59.674	1:26.706
337	2:01.039	1:29.855
99	2:00.095	1:32.795
29	2:00.055	1:33.675
151	2:00.058	1:40.123
20	2:02.787	1:42.525
Num	Lap Time	Gap
<b>Lap 8</b>		
84	1:51.212	
174	2:04.178	1 Lap
205	2:04.149	1 Lap
7	1:49.921	02.955
28	2:04.262	1 Lap
64	2:25.466	2 Laps
61	2:05.558	1 Lap
51	2:14.006	1 Lap
60	1:52.860	23.221
103	2:06.536	1 Lap
273	1:54.166	32.716
27	2:08.124	1 Lap
327	2:08.273	1 Lap
25	2:14.339	1 Lap
58	2:08.866	1 Lap
161	2:11.264	1 Lap

Num	Lap Time	Gap
169	1:58.404	54.757
6	2:09.662	1 Lap
14	1:56.277	59.920
227	1:57.691	1:11.778
213	1:57.718	1:18.738
132	1:56.927	1:23.839
366	1:59.884	1:35.378
337	2:01.569	1:40.212
44	2:16.011	2 Laps
99	2:02.230	1:43.813
29	2:01.618	1:44.081
151	1:59.301	1:48.212
158	2:15.969	1 Lap
Num	Lap Time	Gap
<b>Lap 9</b>		
84	1:50.781	
20	2:01.653	1 Lap
7	1:51.355	03.529
174	2:03.222	1 Lap
205	2:04.633	1 Lap
28	2:04.569	1 Lap
60	1:54.291	26.731
61	2:06.447	1 Lap
273	1:53.840	35.775
64	2:24.600	2 Laps
103	2:06.351	1 Lap
27	2:05.047	1 Lap
327	2:05.055	1 Lap
25	2:13.854	1 Lap
169	1:58.377	1:02.353
58	2:08.728	1 Lap
14	1:57.216	1:06.355
161	2:11.723	1 Lap
6	2:08.665	1 Lap
227	1:59.337	1:20.334
213	1:56.516	1:24.473
132	1:57.301	1:30.359
366	1:58.469	1:43.066
Num	Lap Time	Gap
<b>Lap 10</b>		
84	1:51.111	
337	2:01.982	1 Lap
7	1:49.304	01.722
29	2:01.667	1 Lap
99	2:02.250	1 Lap
151	2:00.381	1 Lap
20	2:00.552	1 Lap
44	2:18.428	3 Laps
158	2:14.384	2 Laps
174	2:03.052	1 Lap
60	1:52.743	28.363
205	2:04.037	1 Lap
28	2:04.235	1 Lap
273	1:53.317	37.981
61	2:06.020	1 Lap
103	2:05.153	1 Lap
27	2:05.213	1 Lap





# Circuito de Madrid Jarama - RACE

## HISTORIC ENDURANCE

### RACE 1

#### Análisis



Num	Lap Time	Gap
327	2:05.810	1 Lap
169	1:56.350	1:07.592
14	1:55.342	1:10.586
64	2:23.639	2 Laps
58	2:08.171	1 Lap
25	2:13.948	1 Lap
161	2:11.034	1 Lap
227	2:01.359	1:30.582
213	1:58.758	1:32.120
132	1:57.952	1:37.200
6	2:14.464	1 Lap

Num	Lap Time	Gap
<b>Lap 11</b>		
84	1:48.940	
7	1:49.240	02.022
366	2:00.369	1 Lap
337	2:01.563	1 Lap
99	2:01.487	1 Lap
151	1:59.361	1 Lap
29	2:03.333	1 Lap
20	1:59.920	1 Lap
60	1:52.321	31.744
273	1:54.185	43.226
205	2:04.252	1 Lap
28	2:04.851	1 Lap
158	2:15.159	2 Laps
174	2:12.353	1 Lap
44	2:20.012	3 Laps
61	2:05.658	1 Lap
103	2:07.124	1 Lap

14	1:56.016	1:17.662
169	2:01.555	1:20.207
327	2:06.391	1 Lap
27	2:14.869	1 Lap
58	2:09.805	1 Lap
213	2:00.526	1:43.706
132	1:58.043	1:46.303
25	2:13.530	1 Lap
64	2:24.892	2 Laps

Num	Lap Time	Gap
<b>Lap 12</b>		
84	1:49.479	
227	2:09.550	1 Lap
7	1:49.446	01.989
161	2:14.184	2 Laps
6	2:09.931	2 Laps
366	1:59.603	1 Lap
151	1:59.686	1 Lap
99	2:02.597	1 Lap
29	2:01.688	1 Lap
20	1:59.772	1 Lap
337	2:10.022	1 Lap
60	1:53.077	35.342
273	1:52.794	46.541
205	2:11.907	1 Lap
28	2:11.905	1 Lap
158	2:14.813	2 Laps

327	2:06.391	1 Lap
27	2:14.869	1 Lap
58	2:09.805	1 Lap
213	2:00.526	1:43.706
132	1:58.043	1:46.303
25	2:13.530	1 Lap
64	2:24.892	2 Laps

Num	Lap Time	Gap
44	2:23.908	3 Laps
14	1:57.065	1:25.248
61	2:14.601	1 Lap
103	2:06.717	1 Lap
327	2:11.776	1 Lap

Num	Lap Time	Gap
<b>Lap 13</b>		
84	1:50.340	
7	1:50.537	02.186
213	1:59.686	1 Lap
132	1:59.162	1 Lap
58	2:23.522	2 Laps
366	2:02.788	1 Lap
25	2:17.060	2 Laps
6	2:09.872	2 Laps
174	3:25.545	2 Laps
64	2:25.084	3 Laps
60	1:52.510	37.512
161	2:22.690	2 Laps
29	2:01.281	1 Lap
99	2:02.406	1 Lap
20	2:01.456	1 Lap
151	2:10.723	1 Lap
273	1:53.328	49.529
169	3:23.149	1 Lap
27	3:22.527	2 Laps
227	3:17.594	1 Lap
14	1:59.424	1:34.332
103	2:06.787	1 Lap
158	2:23.768	2 Laps

Num	Lap Time	Gap
<b>Lap 14</b>		
84	1:48.779	
7	1:55.738	09.145
213	2:05.611	1 Lap
132	2:07.207	1 Lap
337	3:34.803	2 Laps
366	2:00.139	1 Lap
60	1:52.908	41.641
174	2:04.750	2 Laps
25	2:17.588	2 Laps
29	2:03.920	1 Lap
28	3:29.443	2 Laps
6	2:19.474	2 Laps
205	3:32.960	2 Laps
99	2:12.377	1 Lap
273	2:05.602	1:06.352
20	2:12.772	1 Lap
169	1:53.675	1 Lap
61	3:27.660	2 Laps
64	2:32.210	3 Laps
27	2:00.825	2 Laps
44	3:48.255	4 Laps
327	3:28.530	2 Laps
227	1:55.173	1 Lap
14	2:06.044	1:51.597

Num	Lap Time	Gap
<b>Lap 15</b>		
84	1:55.620	
103	2:15.637	2 Laps
58	3:50.543	3 Laps
161	3:37.708	3 Laps
337	2:02.068	2 Laps
151	3:42.164	2 Laps
60	1:59.535	45.556
366	2:09.108	1 Lap
174	2:02.085	2 Laps
29	2:05.728	1 Lap
169	1:54.383	1 Lap
28	2:06.669	2 Laps
205	2:04.872	2 Laps
25	2:24.321	2 Laps
27	2:00.049	2 Laps
61	2:05.588	2 Laps
327	2:05.748	2 Laps
227	2:08.281	1 Lap
44	2:12.501	4 Laps
7	3:41.131	1:54.656
213	3:36.940	1 Lap
158	4:03.413	3 Laps
132	3:51.177	1 Lap
6	3:25.577	2 Laps
273	3:19.780	2:30.512
337	2:02.766	1 Lap
58	2:09.937	2 Laps
20	3:32.409	1 Lap
151	2:00.412	1 Lap
99	3:37.070	1 Lap
161	2:15.258	2 Laps
174	2:03.011	1 Lap
169	1:52.542	2:59.738

Num	Lap Time	Gap
<b>Lap 16</b>		
84	3:12.889	
205	2:03.826	2 Laps
64	3:52.192	4 Laps
28	2:05.850	2 Laps
14	3:23.143	1 Lap
27	2:00.047	2 Laps
61	2:05.507	2 Laps
7	1:52.986	34.753
227	1:59.649	1 Lap
327	2:07.043	2 Laps
103	3:33.760	2 Laps
213	2:00.457	1 Lap
60	3:22.521	55.188
366	3:25.096	1 Lap
44	2:31.004	4 Laps
273	1:53.506	1:11.129
158	2:20.620	3 Laps
29	3:28.559	1 Lap
6	2:08.216	2 Laps
337	2:00.193	1 Lap
132	2:18.931	1 Lap

Num	Lap Time	Gap
<b>Lap 17</b>		
84	1:49.835	
205	2:03.770	2 Laps
28	2:05.287	2 Laps
14	2:02.057	1 Lap
25	3:57.734	3 Laps
27	1:59.477	2 Laps
7	1:52.042	36.960
61	2:06.941	2 Laps
227	1:55.241	1 Lap
64	2:28.460	4 Laps
327	2:04.211	2 Laps
103	2:04.325	2 Laps
60	1:52.822	58.175
213	2:01.224	1 Lap
273	1:52.583	1:13.877
366	2:00.742	1 Lap
29	2:01.566	1 Lap
337	2:00.627	1 Lap
6	2:05.359	2 Laps
158	2:19.683	3 Laps
169	1:54.756	1:44.030
151	2:02.094	1 Lap
99	2:03.307	1 Lap

Num	Lap Time	Gap
<b>Lap 18</b>		
84	1:50.940	
58	2:08.376	3 Laps
20	2:08.088	2 Laps
174	2:00.424	2 Laps
132	2:22.130	2 Laps
161	2:12.641	3 Laps
205	2:03.546	2 Laps
14	2:03.001	1 Lap
27	1:58.957	2 Laps
28	2:05.217	2 Laps
7	1:53.089	39.109
227	1:55.251	1 Lap
61	2:06.054	2 Laps
25	2:24.744	3 Laps
60	1:53.097	1:00.332
327	2:05.217	2 Laps
103	2:05.616	2 Laps
213	2:01.782	1 Lap
273	1:53.091	1:16.028
64	2:28.147	4 Laps
366	2:02.915	1 Lap
29	1:59.834	1 Lap
337	1:59.626	1 Lap

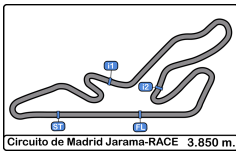
Num	Lap Time	Gap
<b>Lap 19</b>		
84	1:51.157	
6	2:05.302	3 Laps
151	2:01.490	2 Laps
99	2:00.231	2 Laps
58	2:05.233	3 Laps
174	2:01.616	2 Laps
20	2:05.851	2 Laps
158	2:19.992	4 Laps
132	2:20.199	2 Laps
27	1:59.453	2 Laps
7	1:52.442	40.394
205	2:04.207	2 Laps
14	2:03.868	1 Lap
161	2:16.098	3 Laps
28	2:03.630	2 Laps
227	1:54.937	1 Lap
60	1:52.150	1:01.325
61	2:05.969	2 Laps
273	1:53.936	1:18.807
327	2:05.316	2 Laps
103	2:05.651	2 Laps
213	2:02.824	1 Lap
25	2:22.145	3 Laps
366	2:03.364	1 Lap
169	1:53.288	1:47.377

Num	Lap Time	Gap
<b>Lap 20</b>		
84	1:51.002	
29	2:00.627	2 Laps
64	2:27.366	5 Laps
337	2:00.719	2 Laps
151	2:00.205	2 Laps
99	1:58.988	2 Laps
6	2:07.514	3 Laps
174	2:04.260	2 Laps
58	2:06.772	3 Laps
20	2:04.776	2 Laps
7	1:55.447	44.839
27	2:00.004	2 Laps
158	2:18.650	4 Laps
205	2:04.181	2 Laps
227	1:56.685	1 Lap
14	2:03.388	1 Lap
28	2:04.389	2 Laps
60	1:52.109	1:02.432
132	2:23.766	2 Laps
161	2:16.135	3 Laps
273	1:52.792	1:20.597
61	2:06.152	2 Laps
213	2:00.100	1 Lap
327	2:05.117	2 Laps
103	2:05.029	2 Laps
366	2:01.618	1 Lap
169	1:53.058	1:49.433

Num	Lap Time	Gap
<b>Lap 21</b>		
84	1:50.940	
58	2:08.376	3 Laps
20	2:08.088	2 Laps
174	2:00.424	2 Laps
132	2:22.130	2 Laps
161	2:12.641	3 Laps
205	2:03.546	2 Laps
14	2:03.001	1 Lap
27	1:58.957	2 Laps
28	2:05.217	2 Laps
7	1:53.089	39.109
227	1:55.251	1 Lap
61	2:06.054	2 Laps
25	2:24.744	3 Laps
60	1:53.097	1:00.332
327	2:05.217	2 Laps
103	2:05.616	2 Laps
213	2:01.782	1 Lap
273	1:53.091	1:16.028
64	2:28.147	4 Laps
366	2:02.915	1 Lap
29	1:59.834	1 Lap
337	1:59.626	1 Lap

Num	Lap Time	Gap
151	2:00.352	1 Lap
58	2:07.071	2 Laps
99	2:01.216	1 Lap
169	1:52.260	1:39.109
20	2:07.526	1 Lap
174	2:00.675	1 Lap
161	2:13.142	2 Laps

Num	Lap Time	Gap
<b>Lap 17</b>		
84	1:49.835	
205	2:03.770	2 Laps
28	2:05.287	2 Laps
14	2:02.057	1 Lap
25	3:57.734	3 Laps
27	1:59.477	2 Laps
7	1:52.042	36.960
61	2:06.941	2 Laps
227	1:55.241	1 Lap
64	2:28.460	4 Laps
327	2:04.211	2 Laps
103	2:04.325	2 Laps
60	1:52.822	58.175
213	2:01.224	1 Lap
273	1:52.583	1:13.877
366	2:00.742	1 Lap
29	2:01.566	1 Lap
337	2:00.627	1 Lap
6	2:05.359	2 Laps
158	2:19.683	3 Laps
169	1:54.756	1:44.030
151		



# Circuito de Madrid Jarama - RACE

## HISTORIC ENDURANCE

### RACE 1

#### Análisis



Num	Lap Time	Gap
<b>Lap 21</b>		
84	1:49.987	
25	2:19.790	4 Laps
29	1:59.825	2 Laps
337	1:59.266	2 Laps
99	1:58.450	2 Laps
151	2:01.642	2 Laps
6	2:03.010	3 Laps
64	2:25.378	5 Laps
174	2:02.784	2 Laps
58	2:05.373	3 Laps
7	1:53.465	48.317
20	2:05.366	2 Laps
27	1:59.439	2 Laps
227	1:55.004	1 Lap
60	1:53.693	1:06.138
205	2:04.250	2 Laps
14	2:03.308	1 Lap
28	2:05.282	2 Laps
158	2:20.329	4 Laps
273	1:53.452	1:24.062
132	2:19.126	2 Laps
161	2:18.989	3 Laps
61	2:05.887	2 Laps
213	1:59.881	1 Lap

Num	Lap Time	Gap
<b>Lap 22</b>		
84	1:50.293	
327	2:07.627	3 Laps
169	1:54.134	1 Lap
103	2:10.099	3 Laps
366	2:04.147	2 Laps
29	2:00.242	2 Laps
337	2:00.777	2 Laps
99	1:55.562	2 Laps
25	2:21.529	4 Laps
151	2:00.616	2 Laps
6	2:02.424	3 Laps
7	1:53.476	51.500
174	2:04.998	2 Laps
58	2:04.180	3 Laps
227	1:56.435	1 Lap
20	2:05.329	2 Laps
27	1:59.344	2 Laps
60	1:51.714	1:07.559
64	2:25.603	5 Laps
205	2:03.783	2 Laps
14	2:03.400	1 Lap
273	1:53.327	1:27.096
28	2:04.202	2 Laps
158	2:19.252	4 Laps

Num	Lap Time	Gap
<b>Lap 23</b>		
84	1:51.387	
61	2:05.664	3 Laps
213	2:02.212	2 Laps

Num	Lap Time	Gap
169	1:53.132	1 Lap
161	2:15.816	4 Laps
132	2:20.949	3 Laps
327	2:08.488	3 Laps
103	2:06.763	3 Laps
366	2:03.084	2 Laps
29	2:00.599	2 Laps
337	1:59.448	2 Laps
99	1:54.559	2 Laps
151	2:01.915	2 Laps
6	2:04.064	3 Laps
7	2:03.308	1:03.421
25	2:21.052	4 Laps
174	2:00.565	2 Laps
60	1:52.217	1:08.389
227	1:55.243	1 Lap
58	2:04.321	3 Laps
27	1:58.460	2 Laps
20	2:05.186	2 Laps
273	1:54.081	1:29.790
205	2:03.451	2 Laps
14	2:04.144	1 Lap
64	2:25.485	5 Laps

Num	Lap Time	Gap
<b>Lap 24</b>		
84	1:49.531	
169	1:53.128	1 Lap
213	2:02.187	2 Laps
61	2:05.468	3 Laps
158	2:20.018	5 Laps
327	2:06.099	3 Laps
366	2:03.500	2 Laps
161	2:15.744	4 Laps
99	1:56.452	2 Laps
29	2:00.211	2 Laps
337	2:00.189	2 Laps
132	2:21.376	3 Laps
103	2:26.815	3 Laps
151	2:02.667	2 Laps
60	1:52.440	1:11.298
6	2:03.946	3 Laps
174	2:00.993	2 Laps
27	1:59.606	2 Laps
58	2:05.377	3 Laps
7	2:16.934	1:30.824
273	1:54.171	1:34.430
20	2:05.924	2 Laps
25	2:28.981	4 Laps
205	2:04.515	2 Laps
14	2:03.806	1 Lap

Num	Lap Time	Gap
<b>Lap 25</b>		
84	1:50.334	
169	1:52.904	1 Lap
227	2:46.052	2 Laps
213	2:00.176	2 Laps
61	2:04.894	3 Laps

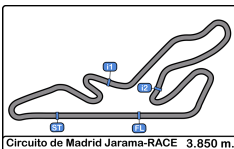
Num	Lap Time	Gap
64	2:26.216	6 Laps
99	1:57.287	2 Laps
327	2:06.531	3 Laps
29	2:00.502	2 Laps
366	2:03.681	2 Laps
337	2:00.928	2 Laps
158	2:20.812	5 Laps
151	2:01.812	2 Laps
161	2:23.250	4 Laps
60	1:56.742	1:17.706
103	2:09.731	3 Laps
132	2:19.838	3 Laps
6	2:02.262	3 Laps
174	2:00.615	2 Laps
27	1:59.049	2 Laps
7	1:53.251	1:33.741
273	1:53.011	1:37.107
58	2:03.939	3 Laps
20	2:04.397	2 Laps

Num	Lap Time	Gap
<b>Lap 26</b>		
84	1:51.047	
14	2:03.588	2 Laps
169	1:53.206	1 Lap
205	2:21.919	3 Laps
227	2:07.484	2 Laps
213	1:59.422	2 Laps
25	2:32.471	5 Laps
61	2:05.214	3 Laps
99	1:55.997	2 Laps
29	2:02.434	2 Laps
337	2:01.963	2 Laps
366	2:06.034	2 Laps
327	2:07.181	3 Laps
64	2:26.324	6 Laps
151	2:03.257	2 Laps
60	1:58.607	1:25.266
158	2:21.348	5 Laps
7	1:53.819	1:36.513
103	2:12.334	3 Laps
273	1:54.094	1:40.154
6	2:07.636	3 Laps
27	1:59.166	2 Laps
161	2:20.867	4 Laps
174	2:03.383	2 Laps

Num	Lap Time	Gap
<b>Lap 27</b>		
84	1:51.314	
58	2:04.468	4 Laps
20	2:05.035	3 Laps
132	2:38.412	4 Laps
169	1:53.043	1 Lap
14	2:03.534	2 Laps
205	2:03.177	3 Laps
227	2:03.975	2 Laps
213	2:02.468	2 Laps
99	1:55.621	2 Laps

Num	Lap Time	Gap
61	2:05.393	3 Laps
29	1:59.253	2 Laps
337	1:59.137	2 Laps
366	2:02.394	2 Laps
25	2:36.824	5 Laps
327	2:04.969	3 Laps
60	1:55.978	1:29.930
7	1:53.765	1:38.964
151	2:07.909	2 Laps
273	1:52.877	1:41.717
64	2:27.951	6 Laps
27	1:59.610	2 Laps
174	2:01.409	2 Laps
6	2:03.195	3 Laps
158	2:17.606	5 Laps
103	2:12.891	3 Laps
161	2:14.540	4 Laps





# Circuito de Madrid Jarama - RACE

## HISTORIC ENDURANCE

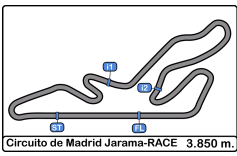
### RACE 1

#### Mejores Sectores



Sector - 1		Sector - 2		Sector - 3		Ideal Lap vs Best Lap					
Clas	Nº Driver	Time	Nº Driver	Time	Nº Driver	Time	Clas	Nº Driver	Ideal Lap	Best Lap	Clas
1	84 Max Huber	41.528	84 Max Huber	35.659	84 Max Huber	30.013	1	84 Max Huber	1:47.200	1:48.438	1
2	7 Puig - Lima	41.929	7 Puig - Lima	36.221	7 Puig - Lima	30.505	2	7 Puig - Lima	1:48.655	1:48.878	2
3	60 Pedro Bastos Rezende	42.597	169 Muytjens - Pineau	36.965	60 Pedro Bastos Rezende	31.268	3	60 Pedro Bastos Rezende	1:50.952	1:51.709	3
4	273 Laurent Jaspers	43.086	60 Pedro Bastos Rezende	37.087	273 Laurent Jaspers	31.312	4	169 Muytjens - Pineau	1:51.643	1:52.156	4
5	169 Muytjens - Pineau	43.099	273 Laurent Jaspers	37.255	169 Muytjens - Pineau	31.579	5	273 Laurent Jaspers	1:51.653	1:52.583	5
6	14 Mira Gomes - Afoito	43.895	99 Moura Teixeira - Laranjo	38.406	227 Barbot - Vieira de Campos	32.066	6	99 Moura Teixeira - Laranjo	1:54.503	1:54.559	6
7	99 Moura Teixeira - Laranjo	43.953	14 Mira Gomes - Afoito	38.562	14 Mira Gomes - Afoito	32.088	7	14 Mira Gomes - Afoito	1:54.545	1:55.342	8
8	227 Barbot - Vieira de Campos	43.961	213 Silva Vieira - Castro Pinheiro	38.724	99 Moura Teixeira - Laranjo	32.144	8	227 Barbot - Vieira de Campos	1:54.822	1:54.937	7
9	132 Garcia - Antonio Zorrilla	44.813	227 Barbot - Vieira de Campos	38.795	213 Silva Vieira - Castro Pinheiro	32.468	9	213 Silva Vieira - Castro Pinheiro	1:56.224	1:56.516	9
10	213 Silva Vieira - Castro Pinheiro	45.032	132 Garcia - Antonio Zorrilla	38.869	71 Ralf Huber	32.821	10	132 Garcia - Antonio Zorrilla	1:56.519	1:56.927	10
11	151 Carlos de Miguel	45.178	366 Guillaume Huber	39.450	132 Garcia - Antonio Zorrilla	32.837	11	151 Carlos de Miguel	1:58.085	1:59.057	13
12	27 Gonzalez-Anleo - Lopez Atienza	45.293	27 Gonzalez-Anleo - Lopez Atienza	39.891	366 Guillaume Huber	32.871	12	27 Gonzalez-Anleo - Lopez Atienza	1:58.244	1:58.460	11
13	337 dal Maso - dal Maso	45.390	337 dal Maso - dal Maso	39.971	151 Carlos de Miguel	32.915	13	366 Guillaume Huber	1:58.361	1:58.469	12
14	29 Eduardo Reis	45.435	151 Carlos de Miguel	39.992	27 Gonzalez-Anleo - Lopez Atienza	33.060	14	337 dal Maso - dal Maso	1:58.642	1:59.137	14
15	174 Castro Ortega - Escribano	45.704	20 Dias Pedro - Cerveira Pinto	40.145	337 dal Maso - dal Maso	33.281	15	29 Eduardo Reis	1:58.963	1:59.253	15
16	20 Dias Pedro - Cerveira Pinto	45.958	29 Eduardo Reis	40.191	29 Eduardo Reis	33.337	16	20 Dias Pedro - Cerveira Pinto	1:59.579	1:59.772	16
17	366 Guillaume Huber	46.040	174 Castro Ortega - Escribano	40.233	20 Dias Pedro - Cerveira Pinto	33.476	17	174 Castro Ortega - Escribano	1:59.605	2:00.424	17
18	28 P-A Forsvall	46.490	205 Ralf Schnitzler	40.757	174 Castro Ortega - Escribano	33.668	18	71 Ralf Huber	2:00.876	2:00.876	18
19	6 Carvalho - Carmona	46.628	6 Carvalho - Carmona	40.828	28 P-A Forsvall	34.056	19	28 P-A Forsvall	2:01.651	2:01.651	19
20	51 Santos - Petiz	46.823	28 P-A Forsvall	41.105	51 Santos - Petiz	34.144	20	6 Carvalho - Carmona	2:01.700	2:02.262	20
21	71 Ralf Huber	46.894	71 Ralf Huber	41.161	61 Rui Garcia	34.232	21	205 Ralf Schnitzler	2:02.073	2:03.177	22
22	205 Ralf Schnitzler	46.920	51 Santos - Petiz	41.293	6 Carvalho - Carmona	34.244	22	51 Santos - Petiz	2:02.260	2:02.736	21
23	327 Nuno Nunes	47.098	58 Basagoiti - Capelo	41.332	205 Ralf Schnitzler	34.396	23	58 Basagoiti - Capelo	2:03.035	2:03.939	24
24	58 Basagoiti - Capelo	47.259	103 Luis Sousa Ribeiro	41.341	103 Luis Sousa Ribeiro	34.421	24	61 Rui Garcia	2:03.120	2:03.248	23
25	61 Rui Garcia	47.315	61 Rui Garcia	41.573	58 Basagoiti - Capelo	34.444	25	103 Luis Sousa Ribeiro	2:03.364	2:04.325	26
26	103 Luis Sousa Ribeiro	47.602	327 Nuno Nunes	42.133	327 Nuno Nunes	34.742	26	327 Nuno Nunes	2:03.973	2:04.211	25
27	161 Timothy Mahapatra	47.949	25 Torres da Silva - Rodriguez	43.180	161 Timothy Mahapatra	34.989	27	25 Torres da Silva - Rodriguez	2:06.536	2:06.887	27
28	25 Torres da Silva - Rodriguez	48.003	44 Francisco Serrano	44.925	25 Torres da Silva - Rodriguez	35.353	28	161 Timothy Mahapatra	2:07.916	2:08.643	28
29	44 Francisco Serrano	50.370	161 Timothy Mahapatra	44.978	44 Francisco Serrano	36.776	29	44 Francisco Serrano	2:12.071	2:12.501	29
30	158 Aubert - Moriyon	51.117	158 Aubert - Moriyon	45.056	158 Aubert - Moriyon	37.980	30	158 Aubert - Moriyon	2:14.153	2:14.384	30
31	64 Rueda Ortiz - Rueda Muñoz	54.026	64 Rueda Ortiz - Rueda Muñoz	49.357	64 Rueda Ortiz - Rueda Muñoz	39.703	31	64 Rueda Ortiz - Rueda Muñoz	2:23.086	2:23.639	31





# Circuito de Madrid Jarama - RACE

## HISTORIC ENDURANCE

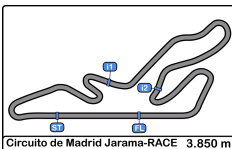
### RACE 1

#### Secuencia Líder



Nº	Entrant/Team	Driver 1	Driver 2	Vehicle	Cat	Start Lap	End Lap	Laps	Total Laps
84	Calvin Motors	Max Huber		Shelby Cobra 427	H-1971	1	27	27	27





# Circuito de Madrid Jarama - RACE

## HISTORIC ENDURANCE

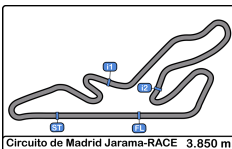
### RACE 1

#### 5 Mejores Tiempos



Cl	Nº	Entrant/Team	Driver 1	Driver 2	Vehicle	Cat	Cl	Best 1		Best 2		Best 3		Best 4		Best 5	
								Time	Lap	Time	Lap	Time	Lap	Time	Lap	Time	Lap
1	84	Calvin Motors	Max Huber		Shelby Cobra 427	H-1971	1	1:48.438	3	1:48.779	14	1:48.940	2	1:48.940	11	1:49.232	5
2	7	Skualo Competicion	Jordi Puig	Paulo Lima	Ford GT 40	GTP & S	1	1:48.878	2	1:49.240	11	1:49.304	10	1:49.446	12	1:49.573	3
3	60	Aurora Motorsport	Pedro Bastos Rezende		Porsche 911 3.0 RS	H-1976	1	1:51.709	2	1:51.714	22	1:51.920	3	1:52.109	20	1:52.150	19
4	169	HY Racing	Olivier Muytjens	Brice Pineau	Porsche 911 3.0 RS	H-1976	2	1:52.156	18	1:52.260	16	1:52.542	15	1:52.904	24	1:53.043	26
5	273	JAC Motors Team	Laurent Jaspers		Jaguar E-Type	H-1965	1	1:52.583	17	1:52.792	20	1:52.794	12	1:52.800	6	1:52.848	3
6	99	Aurora Motorsport	Manuel Moura Teixeira	Fernando Laranjo	Porsche 911 3.0 RS	INV *	1	1:54.559	21	1:55.562	20	1:55.621	25	1:55.997	24	1:56.452	22
7	227	Foguete Racing	Carlos Barbot	Filipe Vieira de Campos	Merlyn MK4	GTP & S	2	1:54.937	18	1:55.004	20	1:55.173	13	1:55.241	16	1:55.243	22
8	14	Centro Clássico	João Mira Gomes	Nuno Afoito	Lotus Seven	GTP & S	3	1:55.342	10	1:55.899	3	1:56.016	11	1:56.277	8	1:56.300	4
9	213	Shelby Mustang GT 350R Team	Ernesto Silva Vieira	André Castro Pinheiro	Shelby Mustang GT350	H-1965	2	1:56.516	9	1:57.718	8	1:57.788	4	1:58.037	7	1:58.498	6
10	132	Curated Garage	Gerardo Garcia	Jose Antonio Zorrilla	Porsche 911 3.0 RS	H-1976	3	1:56.927	8	1:57.301	9	1:57.381	6	1:57.952	10	1:58.043	11
11	27	Garagem João Gomes	Lucas Gonzalez-Anleo	Jorge Lopez Atienza	Porsche 914/6	H-1971	2	1:58.460	21	1:58.957	16	1:59.049	23	1:59.166	24	1:59.344	20
12	366	Calvin Motors	Guillaume Huber		Ford Mustang	H-1965	3	1:58.469	9	1:59.350	6	1:59.603	11	1:59.674	7	1:59.675	5
13	151	Clasicos Madrid	Carlos de Miguel		Elva MK7	GTP & S	4	1:59.057	3	1:59.265	5	1:59.301	8	1:59.361	10	1:59.612	6
14	337	Garagem João Gomes	Piero dal Maso	Guilherme dal Maso	Porsche 911 2.5 ST	H-1971	3	1:59.137	25	1:59.266	19	1:59.448	21	1:59.626	17	1:59.774	6
15	29	Garagem João Gomes	Eduardo Reis		Porsche 911 2.7 RS	H-1976	4	1:59.253	25	1:59.825	19	1:59.834	17	2:00.055	7	2:00.211	22
16	20	RP Motorsport / Squadra	Carlos Dias Pedro	Rafael Cerveira Pinto	Alfa Romeo GT Am	H-1971	4	1:59.772	11	1:59.920	10	2:00.552	9	2:01.186	5	2:01.456	12
17	174	Aurora Motorsport	António Castro Ortega	Jesus Escribano	Porsche 911 2.5 ST	H-1971	5	2:00.424	16	2:00.565	21	2:00.615	23	2:00.675	15	2:00.993	22
18	71	Calvin Motors	Ralf Huber		Chevrolet Corvette C3	H-1971	6	2:00.876	3	2:03.693	2	2:17.726	1	2:39.469	4		
19	28	Curated Garage	P-A Forsvall		Lotus Elan	H-1965	4	2:01.651	3	2:03.247	2	2:03.378	6	2:03.630	17	2:04.202	20
20	6	RP Motorsport	Filipe Carvalho	António Carmona	Ford Escort MK2 RS2000	H-1976	5	2:02.262	22	2:02.424	19	2:03.010	18	2:03.195	24	2:03.946	21
21	51	RP Motorsport	Jorge Santos	Alcides Petiz	Alfa Romeo GT Am	H-1971	7	2:02.736	5	2:02.880	4	2:03.354	6	2:06.015	3	2:07.585	2
22	205	Garagem João Gomes	Ralf Schnitzler		Datsun 240Z	H-1976	6	2:03.177	24	2:03.451	21	2:03.546	16	2:03.638	2	2:03.770	15
23	61	RP Motorsport	Rui Garcia		Fiat 124 Sport Coupé	H-1971	8	2:03.248	4	2:03.721	5	2:04.602	6	2:04.894	22	2:05.214	23
24	58	Katal Motor Sport	Javier Basagoiti	Manuel Capelo	Porsche 911 2.5 ST	H-1971	9	2:03.939	22	2:04.180	19	2:04.321	20	2:04.468	23	2:05.233	16
25	327	Garagem João Gomes	Nuno Nunes		Porsche 911 SWB	GDS	1	2:04.211	15	2:04.969	24	2:05.055	8	2:05.117	18	2:05.217	16
26	103	RP Motorsport	Luis Sousa Ribeiro		Ford Cortina Lotus	GDS	2	2:04.325	15	2:05.029	18	2:05.153	9	2:05.165	6	2:05.616	16
27	25	Aurora Motorsport	António Torres da Silva	Álvaro Rodriguez	Porsche 911 SWB	GDS	3	2:06.887	4	2:07.428	2	2:07.436	3	2:08.217	5	2:08.840	6
28	161	Curated Garage	Timothy Mahapatra		Jaguar E-Type SLW	H-1965	5	2:08.643	3	2:09.410	4	2:09.555	2	2:10.108	5	2:11.034	9
29	44	AECD	Francisco Serrano		Mini Cooper	GDS	4	2:12.501	11	2:13.795	3	2:14.398	2	2:16.011	6	2:18.428	7
30	158	Martin Aubert	Martin Aubert	Pedro Moriyon	Lotus Elite	GDS	5	2:14.384	8	2:14.813	10	2:15.159	9	2:15.969	7	2:16.840	5
31	64	Curated Garage	José Rueda Ortiz	Pablo Rueda Muñoz	Ford Capri 2600 RS	H-1971	10	2:23.639	8	2:24.600	7	2:24.713	5	2:24.892	9	2:25.084	10





# Circuito de Madrid Jarama - RACE

## HISTORIC ENDURANCE

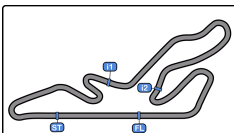
### RACE 1

#### 5 Mejores Velocidades



Cl	Nº	Entrant/Team	Driver 1	Driver 2	Vehicle	Cat	Cl	Top 1		Top 2		Top 3		Top 4		Top 5		Avg
								Km/h	Lap	Km/h	Lap	Km/h	Lap	Km/h	Lap	Km/h	Lap	
1	169	HY Racing	Olivier Muytjens	Brice Pineau	Porsche 911 3.0 RS	H-1976	1	216.0	5	213.8	4	211.7	2	211.7	7	211.7	11	213.0
2	7	Skualo Competicion	Jordi Puig	Paulo Lima	Ford GT 40	GTP & S	1	214.7	2	211.3	10	203.7	11	199.6	13	199.2	20	205.7
3	60	Aurora Motorsport	Pedro Bastos Rezende		Porsche 911 3.0 RS	H-1976	2	213.8	11	213.0	22	210.1	8	206.8	2	206.5	3	210.0
4	29	Garagem João Gomes	Eduardo Reis		Porsche 911 2.7 RS	H-1976	3	200.3	18	200.0	19	200.0	20	198.1	25	197.0	21	199.1
5	227	Foguete Racing	Carlos Barbot	Filipe Vieira de Campos	Merlyn MK4	GTP & S	2	199.6	9	194.2	7	193.8	13	191.1	18	190.4	15	193.8
6	6	RP Motorsport	Filipe Carvalho	António Carmona	Ford Escort MK2 RS2000	H-1976	4	199.2	22	194.2	23	187.1	18	185.5	9	184.9	16	190.2
7	84	Calvin Motors	Max Huber		Shelby Cobra 427	H-1971	1	199.2	11	195.6	13	194.9	9	193.8	15	193.2	12	195.3
8	205	Garagem João Gomes	Ralf Schnitzler		Datsun 240Z	H-1976	5	198.1	23	196.3	11	194.9	4	193.8	10	193.2	15	195.3
9	273	JAC Motors Team	Laurent Jaspers		Jaguar E-Type	H-1965	1	198.1	9	197.8	20	197.8	25	196.7	27	196.0	12	197.2
10	14	Centro Clássico	João Mira Gomes	Nuno Afoito	Lotus Seven	GTP & S	3	197.4	2	197.0	10	196.7	7	193.8	12	192.8	8	195.5
11	132	Curated Garage	Gerardo Garcia	Jose Antonio Zorrilla	Porsche 911 3.0 RS	H-1976	6	197.4	11	197.0	8	192.1	9	189.4	10	187.8	2	192.7
12	99	Aurora Motorsport	Manuel Moura Teixeira	Fernando Laranjo	Porsche 911 3.0 RS	INV *	1	196.7	21	195.6	2	190.8	25	190.4	20	189.4	18	192.6
13	337	Garagem João Gomes	Piero dal Maso	Guilherme dal Maso	Porsche 911 2.5 ST	H-1971	2	196.7	25	196.3	20	193.8	19	193.5	17	191.8	18	194.4
14	27	Garagem João Gomes	Lucas Gonzalez-Anleo	Jorge Lopez Atienza	Porsche 914/6	H-1971	3	192.8	21	192.1	17	190.4	18	190.1	25	189.1	16	190.9
15	174	Aurora Motorsport	António Castro Ortega	Jesus Escribano	Porsche 911 2.5 ST	H-1971	4	192.1	17	191.1	15	188.4	24	186.8	16	185.8	23	188.9
16	20	RP Motorsport / Squadra	Carlos Dias Pedro	Rafael Cerveira Pinto	Alfa Romeo GT Am	H-1971	5	191.4	4	187.1	9	187.1	19	186.5	20	185.5	5	187.5
17	103	RP Motorsport	Luis Sousa Ribeiro		Ford Cortina Lotus	GDS	1	191.4	19	187.5	17	186.8	15	183.3	9	182.1	21	186.2
18	28	Curated Garage	P-A Forsvall		Lotus Elan	H-1965	2	189.4	6	188.8	10	186.8	4	185.8	18	183.0	15	186.8
19	327	Garagem João Gomes	Nuno Nunes		Porsche 911 SWB	GDS	2	187.5	17	186.2	18	184.3	22	183.0	16	182.4	19	184.6
20	151	Clasicos Madrid	Carlos de Miquel		Elva MK7	GTP & S	4	183.0	10	179.1	15	177.0	5	174.7	4	174.1	19	177.6
21	58	Katal Motor Sport	Javier Basagoiti	Manuel Capelo	Porsche 911 2.5 ST	H-1971	6	182.7	23	180.3	20	176.1	18	173.3	21	170.8	13	176.6
22	213	Shelby Mustang GT 350R Team	Ernesto Silva Vieira	André Castro Pinheiro	Shelby Mustang GT350	H-1965	3	182.7	22	182.4	12	178.5	3	177.9	18	177.6	8	179.8
23	61	RP Motorsport	Rui Garcia		Fiat 124 Sport Coupé	H-1971	7	181.2	3	178.5	14	177.6	22	177.0	4	176.7	7	178.2
24	71	Calvin Motors	Ralf Huber		Chevrolet Corvette C3	H-1971	8	175.6	4	173.0	3	162.1	2	139.1	1			162.5
25	25	Aurora Motorsport	António Torres da Silva	Álvaro Rodriguez	Porsche 911 SWB	GDS	3	175.0	5	172.2	4	169.2	6	167.7	3	167.7	18	170.3
26	51	RP Motorsport	Jorge Santos	Alcides Petiz	Alfa Romeo GT Am	H-1971	9	173.9	2	170.6	7	169.5	6	168.7	4	168.7	5	170.3
27	158	Martin Aubert	Martin Aubert	Pedro Moriyon	Lotus Elite	GDS	4	172.8	6	168.4	9	167.7	8	166.4	7	166.1	22	168.3
28	366	Calvin Motors	Guillaume Huber		Ford Mustang	H-1965	4	171.9	9	165.3	2	165.3	11	164.8	8	164.1	10	166.3
29	161	Curated Garage	Timothy Mahapatra		Jaguar E-Type SLW	H-1965	5	169.2	6	167.4	3	165.8	5	165.6	4	162.6	7	166.1
30	44	AECD	Francisco Serrano		Mini Cooper	GDS	5	164.8	2	160.2	12	158.3	11	157.8	7	156.9	4	159.6
31	64	Curated Garage	José Rueda Ortiz	Pablo Rueda Muñoz	Ford Capri 2600 RS	H-1971	10	141.3	6	140.8	9	140.6	7	140.2	10	139.8	8	140.5





# Circuito de Madrid Jarama - RACE

## HISTORIC ENDURANCE

### RACE 1

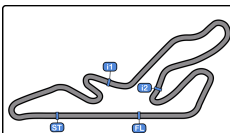
#### Secuencia Vueltas Rápidas

Circuito de Madrid Jarama-RACE 3.850 m.



Lap	Time of Day	Session Time	Nº Entrant/Team	Driver 1	Driver 2	Vehicle	Cat	Time	Km/h
2	17:14:38.142	3:40.142	84 Calvin Motors	Max Huber		Shelby Cobra 427	H-1971	1:48.940	127.2
2	17:14:41.691	3:43.691	7 Skualo Competicion	Jordi Puig	Paulo Lima	Ford GT 40	GTP & S	1:48.878	127.2
3	17:16:26.580	5:28.580	84 Calvin Motors	Max Huber		Shelby Cobra 427	H-1971	1:48.438	127.8





Circuito de Madrid Jarama - RACE

HISTORIC ENDURANCE

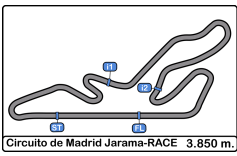
RACE 1

Cuentavueltas



		LAP																												
Nr	Po	Grid	1	2	3	4	5	6	7	8	9	10	11	12	13	14	15	16	17	18	19	20	21	22	23	24	25	26	27	
84	<b>1</b>	84	84	84	84	84	84	84	84	84	84	84	84	84	84	84	84	84	84	84	84	84	84	84	84	84	84	84	84	
60	<b>2</b>	60	60	7	7	7	7	7	7	7	7	7	7	7	7	7	60	7	7	7	7	7	7	7	7	60	60	60	60	
227	<b>3</b>	227	7	60	60	60	60	60	60	60	60	60	60	60	60	60	7	60	60	60	60	60	60	60	60	7	7	7	7	
169	<b>4</b>	169	273	273	273	273	273	273	273	273	273	273	273	273	273	273	273	273	273	273	273	273	273	273	273	273	273	273	273	
7	<b>5</b>	7	227	227	169	169	169	169	169	169	169	169	169	14	14	14	14	169	169	169	169	169	169	169	169	169	169	169	169	
273	<b>6</b>	273	169	169	14	14	14	14	14	14	14	14	169	213	213	366	14	14	14	14	227	227	227	227	14	14	14	14		
99	<b>7</b>	99	14	14	227	227	227	227	227	227	227	227	213	132	132	29	227	227	227	227	14	14	14	14	227	227	227	227	227	
213	<b>8</b>	213	213	213	213	213	213	213	213	213	213	213	132	366	366	169	213	213	213	213	213	213	213	213	213	213	213	213	213	
337	<b>9</b>	337	99	99	132	132	132	132	132	132	132	132	227	29	29	227	366	366	366	366	366	366	366	366	99	99	99	99	99	
14	<b>10</b>	14	132	132	99	366	366	366	366	366	366	366	366	99	99	213	29	29	29	29	29	29	29	29	99	29	29	29	29	
366	<b>11</b>	366	366	366	366	337	337	337	337	337	337	337	151	20	20	132	337	337	337	337	337	337	337	29	366	337	337	337	337	
132	<b>12</b>	132	337	337	337	99	99	99	99	99	99	99	29	99	99	151	169	337	132	151	151	151	99	99	99	337	337	366	366	366
27	<b>13</b>	27	29	29	29	29	29	29	29	29	99	151	29	169	227	20	151	99	99	99	151	151	151	151	151	151	151	151	151	151
29	<b>14</b>	29	174	174	174	20	20	20	151	151	151	29	20	227	103	151	99	20	174	174	174	174	174	174	174	27	27	27	27	
28	<b>15</b>	28	20	20	20	174	151	151	20	20	20	20	337	103	337	99	20	174	20	20	20	20	27	27	27	174	174	174	174	
20	<b>16</b>	20	205	205	71	205	174	174	174	174	174	205	205	337	151	174	174	132	132	27	27	27	20	20	20	20	20	20	20	
174	<b>17</b>	174	71	71	205	151	205	205	205	205	205	28	28	174	174	205	205	205	27	205	205	205	205	205	205	205	205	205	205	
17	<b>18</b>	17	28	28	28	28	28	28	28	28	28	174	61	25	28	28	28	27	205	28	28	28	61	61	61	61	61	61	61	
71	<b>19</b>	71	27	151	151	51	51	51	61	61	61	61	103	28	205	27	27	28	28	132	132	61	327	327	327	327	327	327	327	
58	<b>20</b>	58	103	103	51	61	61	61	51	103	103	103	327	6	25	61	61	61	61	61	61	132	132	103	103	6	6	6	6	
6	<b>21</b>	6	58	51	103	25	103	103	103	27	27	327	58	205	27	327	327	327	327	327	327	327	327	103	132	6	103	103	103	
61	<b>22</b>	61	51	25	61	103	25	25	27	327	327	27	25	61	61	103	103	103	103	103	103	103	6	6	58	58	58	58	58	
51	<b>23</b>	51	151	61	25	27	27	27	327	25	58	58	6	27	327	6	6	6	6	6	6	6	6	58	58	132	132	132	132	
103	<b>24</b>	103	25	27	27	327	327	327	25	58	25	25	174	327	6	58	58	58	58	58	58	58	58	161	161	161	161	161	161	
327	<b>25</b>	327	61	58	327	58	58	58	58	161	161	161	161	58	58	161	161	161	161	161	161	161	161	25	25	25	25	25	25	
205	<b>26</b>	205	327	327	58	161	161	161	161	6	6	6	27	161	161	25	25	25	25	25	25	25	25	158	158	158	158	158	158	
44	<b>27</b>	44	6	161	161	71	6	6	6	158	158	158	158	158	158	158	158	158	158	158	158	158	64	64	64	64	64	64	64	
12	<b>28</b>	12	161	6	6	6	158	158	158	64	64	64	64	64	64	64	64	64	64	64	64	64	64	64	64	64	64	64	64	
161	<b>29</b>	161	44	44	44	44	64	64	64	44	44	44	44	44	44	44	44	44	44	44	44	44	44	44	44	44	44	44	44	44





Circuito de Madrid Jarama - RACE

HISTORIC ENDURANCE

RACE 1

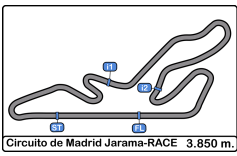
Cuentavueltas



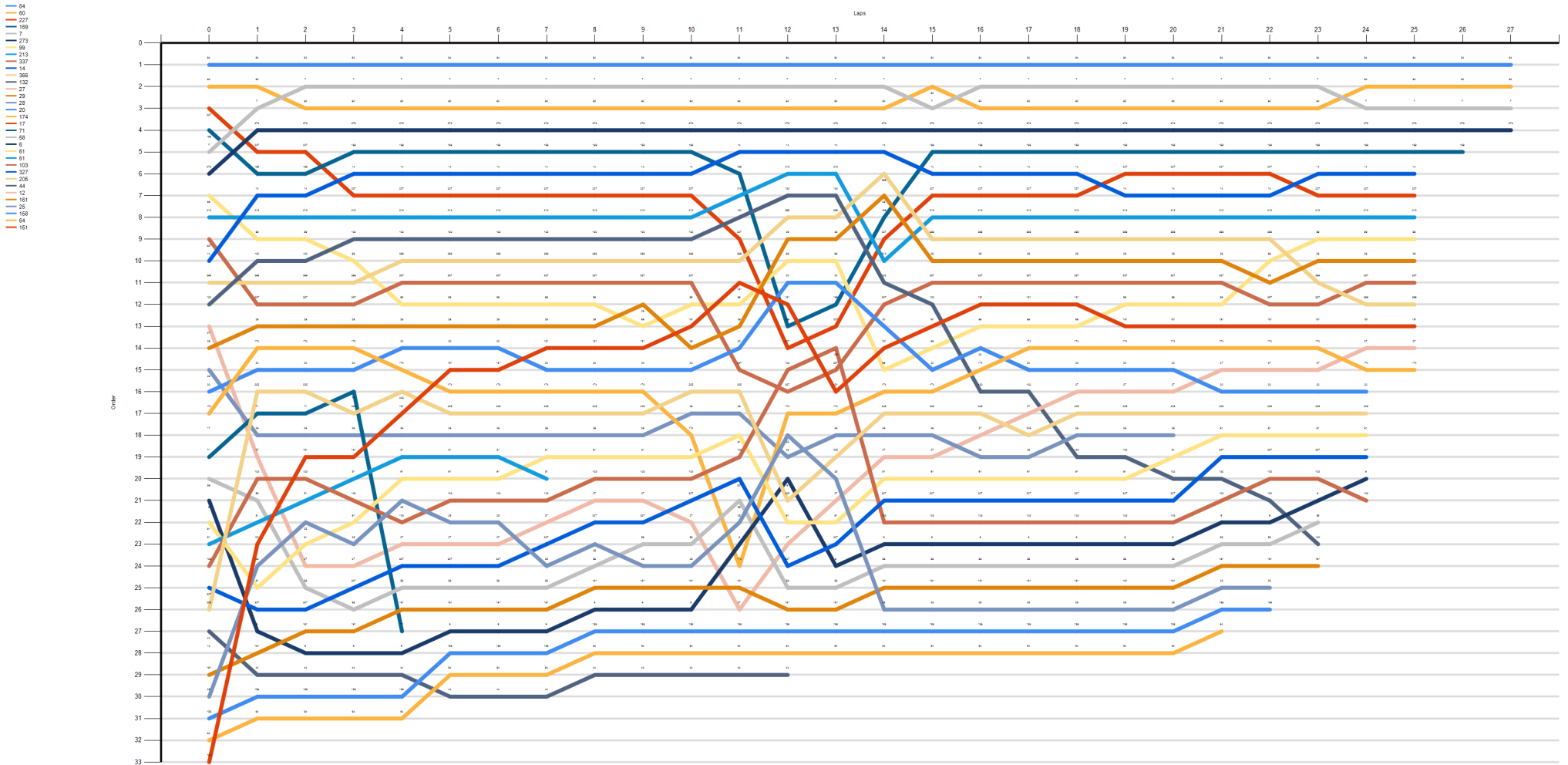
LAP

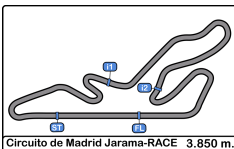
Nr	Po	Grid	1	2	3	4	5	6	7	8	9	10	11	12	13	14	15	16	17	18	19	20	21	22	23	24	25	26	27
25	<b>30</b>	25	158	158	158	158	44	44	44																				
158	<b>31</b>	158	64	64	64	64																							
64	<b>32</b>	64																											
151	<b>33</b>	151																											





**Circuito de Madrid Jarama - RACE**  
**HISTORIC ENDURANCE**  
**RACE 1**  
**Cuentavueltas Gráfico**





## Circuito de Madrid Jarama - RACE

### HISTORIC ENDURANCE

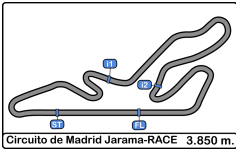
#### RACE 1

#### Tiempos Parada en Pit



Ord	Nr.	In Day Time	Entrant/Team	Driver 1	Driver 2	Vehicle	Cat	In Time	Stop N°	Pit Time	Handicap	Diff.
1	174	17:31:52.610	Aurora Motorsport	António Castro Ortega	Jesus Escribano	Porsche 911 2.5 ST	H-1971	20:54.459	1	1:29.124	1:24	
2	169	17:32:24.899	HY Racing	Olivier Muytjens	Brice Pineau	Porsche 911 3.0 RS	H-1976	21:26.748	1	1:35.744	1:24	
3	27	17:32:31.229	Garagem João Gomes	Lucas Gonzalez-Anleo	Jorge Lopez Atienza	Porsche 914/6	H-1971	21:33.078	1	1:30.594	1:24	
4	227	17:32:54.699	Foguete Racing	Carlos Barbot	Filipe Vieira de Campos	Merlyn MK4	GTP & S	21:56.548	1	1:28.443	1:24	
5	337	17:33:27.468	Garagem João Gomes	Piero dal Maso	Guilherme dal Maso	Porsche 911 2.5 ST	H-1971	22:29.317	1	1:37.758	1:24	
6	205	17:34:00.957	Garagem João Gomes	Ralf Schnitzler		Datsun 240Z	H-1976	23:02.806	1	1:36.151	1:29	
7	28	17:34:02.531	Curated Garage	P-A Forsvall		Lotus Elan	H-1965	23:04.380	1	1:28.671	1:29	-0.329
8	44	17:34:16.018	AECD	Francisco Serrano		Mini Cooper	GDS	23:17.867	2	1:44.982	1:29	
9	61	17:34:21.772	RP Motorsport	Rui Garcia		Fiat 124 Sport Coupé	H-1971	23:23.621	1	1:29.955	1:29	
10	327	17:34:35.925	Garagem João Gomes	Nuno Nunes		Porsche 911 SWB	GDS	23:37.774	1	1:29.764	1:29	
11	58	17:35:08.215	Katal Motor Sport	Javier Basagoiti	Manuel Capelo	Porsche 911 2.5 ST	H-1971	24:10.064	1	1:48.615	1:24	
12	161	17:35:22.099	Curated Garage	Timothy Mahapatra		Jaguar E-Type SLW	H-1965	24:23.948	1	1:32.972	1:29	
13	151	17:35:32.392	Clasicos Madrid	Carlos de Miguel		Elva MK7	GTP & S	24:34.241	1	1:46.227	1:29	
14	158	17:36:31.302	Martin Aubert	Martin Aubert	Pedro Moriyon	Lotus Elite	GDS	25:33.151	1	1:46.587	1:24	
15	7	17:36:42.669	Skualo Competicion	Jordi Puig	Paulo Lima	Ford GT 40	GTP & S	25:44.518	1	1:51.978	1:24	
16	213	17:36:53.513	Shelby Mustang GT 350R Team	Ernesto Silva Vieira	André Castro Pinheiro	Shelby Mustang GT350	H-1965	25:55.362	1	1:39.776	1:24	
17	132	17:36:56.844	Curated Garage	Gerardo Garcia	Jose Antonio Zorrilla	Porsche 911 3.0 RS	H-1976	25:58.693	1	1:39.252	1:24	
18	6	17:37:33.571	RP Motorsport	Filipe Carvalho	António Carmona	Ford Escort MK2 RS2000	H-1976	26:35.420	1	1:25.616	1:24	
19	99	17:37:37.848	Aurora Motorsport	Manuel Moura Teixeira	Fernando Laranjo	Porsche 911 3.0 RS	INV *	26:39.697	1	1:38.887	1:24	
20	273	17:37:38.712	JAC Motors Team	Laurent Jaspers		Jaguar E-Type	H-1965	26:40.561	1	1:31.189	1:29	
21	20	17:37:40.250	RP Motorsport / Squadra	Carlos Dias Pedro	Rafael Cerveira Pinto	Alfa Romeo GT Am	H-1971	26:42.099	1	1:27.540	1:24	
22	64	17:37:50.917	Curated Garage	José Rueda Ortiz	Pablo Rueda Muñoz	Ford Capri 2600 RS	H-1971	26:52.766	1	1:33.051	1:24	
23	14	17:38:25.029	Centro Clássico	João Mira Gomes	Nuno Afoito	Lotus Seven	GTP & S	27:26.878	1	1:25.473	1:24	
24	84	17:38:28.720	Calvin Motors	Max Huber		Shelby Cobra 427	H-1971	27:30.569	1	1:29.462	1:29	
25	103	17:38:45.393	RP Motorsport	Luis Sousa Ribeiro		Ford Cortina Lotus	GDS	27:47.242	1	1:36.728	1:29	
26	60	17:39:14.215	Aurora Motorsport	Pedro Bastos Rezende		Porsche 911 3.0 RS	H-1976	28:16.064	1	1:34.235	1:29	
27	366	17:39:18.479	Calvin Motors	Guillaume Huber		Ford Mustang	H-1965	28:20.328	1	1:32.531	1:29	
28	29	17:39:35.341	Garagem João Gomes	Eduardo Reis		Porsche 911 2.7 RS	H-1976	28:37.190	1	1:31.321	1:29	
29	25	17:39:51.416	Aurora Motorsport	António Torres da Silva	Álvaro Rodriguez	Porsche 911 SWB	GDS	28:53.265	1	1:38.447	1:24	
30	7	17:55:39.858	Skualo Competicion	Jordi Puig	Paulo Lima	Ford GT 40	GTP & S	44:41.707	2	29.444	1:24	-54.556

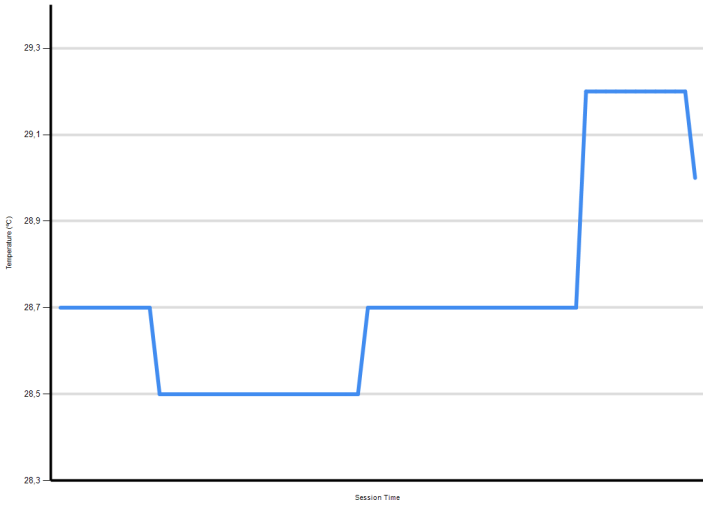




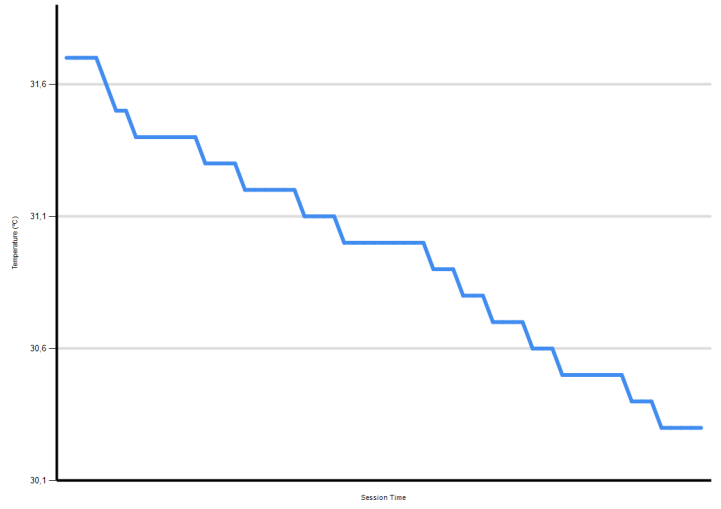
**Circuito de Madrid Jarama - RACE**  
**HISTORIC ENDURANCE**  
**RACE 1**  
**Informe Meteorológico**



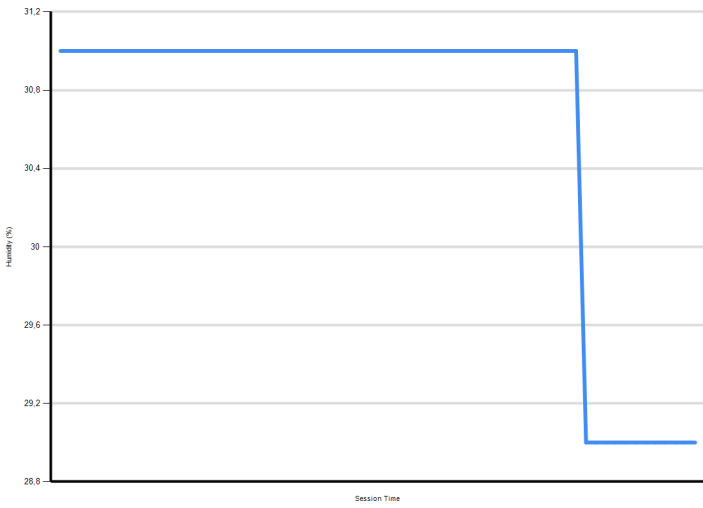
Air Temperature



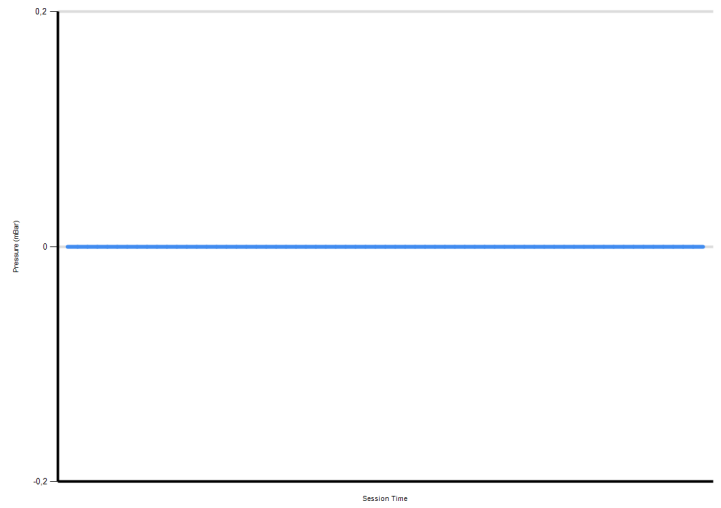
Track Temperature



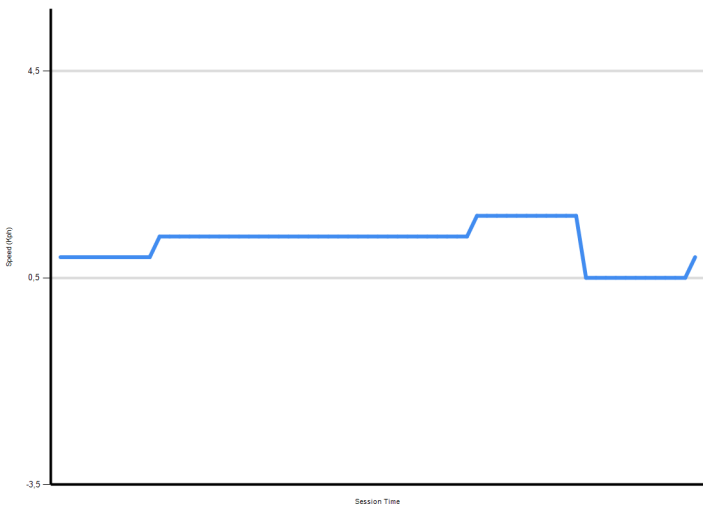
Humidity



Pressure



Wind Speed



Wind direction

